




# Gearbox Catalog

Intelligent Gearbox



**CV. ALED KARYA BERSAMA**




# FTZ

<b>YJ</b>	Quarter Turn Manual Gear Actuator	01
▾	部分回转型阀门手动装置	
<b>YJ-G</b>	Multi-turn Manual Gear Actuator	11
▾	多回转型阀门手动装置	
<b>YZ-S</b>	Quarter Turn Manual Gear Actuator	15
▾	部分回转型阀门手动装置	
<b>YZ</b>	Quarter Turn Manual Gear Actuator	17
▾	部分回转型阀门手动装置	
<b>MY</b>	Quarter Turn Manual Gear Actuator	18
▾	部分回转型阀门手动装置	
<b>YZ-SS</b>	Partial Swing Gearbox	19
▾	部分回转齿轮箱	
<b>MY-1S</b>	Quarter Turn Manual Gear Actuator	21
▾	部分回转型阀门手动装置	
<b>MY-LH</b>	Quarter Turn Decouplable Type Gear Actuator	23
▾	部分回转型离合式阀门手动装置	
<b>MY-F</b>	Quarter Turn Decouplable Type Manual Gear Actuator	24
▾	部分回转型阀门手动装置	
<b>BA</b>	Multi-turn Manual Gear Actuator	25
▾	多回转型阀门手动装置	
<b>MY-V</b>	Multi-turn Manual Gear Actuator	27
▾	多回转型阀门手动装置	
<b>BA-Q</b>	Multi-turn Manual Gear Actuator	28
▾	多回转型阀门手动装置	
<b>MY-V-Q</b>	Multi-turn Gear Actuator	29
▾	多回转型阀门手动装置	
<b>MY-SS</b>	Multi-turn Manual Gear Actuator	31
▾	多回转型阀门手动装置	
<b>MY-1S-Q</b>	Multi-turn Manual Gear Actuator	33
▾	多回转型阀门手动装置	
<b>CK</b>	Multi-turn Manual Gear Actuator	35
▾	多回转型阀门手动装置	
<b>CK-1S</b>	Multi-turn Manual Gear Actuator	36
▾	多回转型阀门手动装置	
<b>MY-V-1S</b>	Multi-turn Manual Gear Actuator	37
▾	多回转型阀门手动装置	
<b>BA-L</b>	Multi-turn Manual Gear Actuator	38
▾	多回转型阀门手动装置	
<b>BA-Z</b>	Multi-turn Gear Actuator With Indicator	39
▾	多回转型带开度指示阀门手动装置	

<b>BA-G</b>	Multi-turn Manual Gear Actuator	40
▾	多回转型阀门手动装置	
<b>YZ-SD</b>	Quarter Turn Electric Gear Actuator	41
▾	部分回转型阀门电动装置	
<b>YJ-D</b>	Quarter Turn Electric Gear Actuator	45
▾	部分回转型阀门电动装置	
<b>YJ-SD</b>	Quarter Turn Electric Gear Actuator	49
▾	部分回转型阀门电动装置	
<b>YZ-JZ</b>	Gearbox With Mounting Base and Level Arm	54
▾	底座拐臂式齿轮箱	
<b>YZ-D</b>	Quarter Turn Electric Gear Actuator	55
▾	部分回转型阀门电动装置	
<b>MY-D</b>	Quarter Turn Electric Gear Actuator	56
▾	部分回转型阀门电动装置	
<b>MY-1-SD</b>	Quarter Turn Electric Gear Actuator	57
▾	部分回转型阀门电动装置	
<b>RK-DZ</b>	Multi-turn Manual Gear Actuator	61
▾	多回转型阀门手动装置	
<b>MY-V-SD</b>	Multi-turn Electric Gear Actuator	63
▾	多回转型阀门电动装置	
<b>MY-V-D</b>	Multi-turn Electric Gear Actuator	66
▾	多回转型阀门电动装置	
<b>MY-SD-Q</b>	Multi-turn Electric Gear Actuator	67
▾	多回转型阀门电动装置	
<b>MY-V-D-Q</b>	Multi-turn Manual Gear Actuator	71
▾	多回转型阀门手动装置	
<b>YZ-ZC</b>	Multi-turn Manual Gear Actuator	73
▾	多回转型阀门手动装置	
<b>YZ-ZC-D</b>	Multi-turn Electric Gear Actuator	74
▾	多回转型阀门电动装置	
<b>YZ-XT-S</b>	Straight Stroke Linear Thruster	75
▾	直行程线性推力器	
<b>YZ-XT</b>	Straight Stroke Linear Thruster	76
▾	直行程线性推力器	
<b>QJ</b>	Spherical Hinge	77
▾	球型铰链机构	
<b>MY-YZ</b>	Handwheel Size	78
▾	手轮尺寸	

# FTZ



部分产品

多轴输出全回转阀门驱动装置  
Multi-axial output quarter turn electric gear actuator



带电装多回转阀门驱动装置  
Multi-turn electric gear actuator



带开度指示多回转阀门手动装置  
Multi-turn manual gear actuator with opening instructions

# PRODUCT DISPLAY



部分回转阀门手动装置  
Quarter turn manual gear actuator



部分回转电动阀门驱动装置  
Quarter turn electric gear actuator



部分回转电动阀门驱动装置  
Quarter turn electric gear actuator



多回转电动阀门驱动装置  
Multi-turn electric gear actuator



多回转单级阀门驱动装置  
Multi-turn single stage gear actuator



多回转电动阀门驱动装置  
Multi-turn electric gear actuator



多回转双作用阀门驱动装置  
Manual and hydraulic double action bevel gearbox



部分回转管网式阀门驱动装置  
Quarter turn vertical operation type gear actuator



部分回转链轮阀门驱动装置  
Quarter turn chain wheel operational gear actuator



# ENGINEERING



聚焦大批优质客户  
重大工程不断落地生根，  
开花结果，  
我们懂阀门执行器，  
更懂得您的需求。

Focus on a large number of  
quality customers of major  
projects continue to take root,  
blossom and bear fruit,

we understand valve  
actuators, more understand  
your needs.

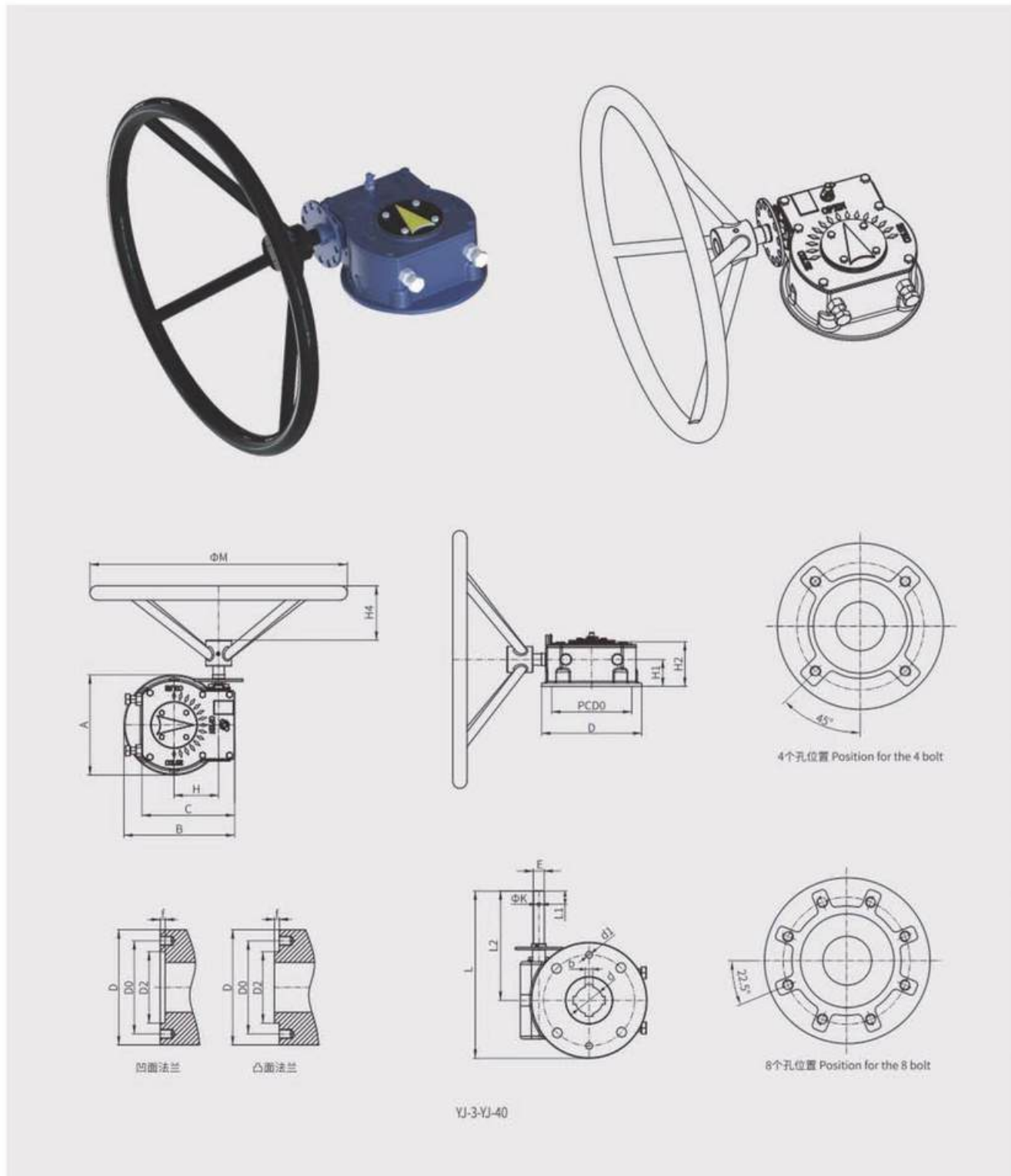


# YJ Quarter Turn Manual Gear Actuator



该系列是一款90°(±5°)可调部分回转手动驱动装置。适用于球阀、蝶阀、旋塞阀等类型阀门。箱体采用球墨铸铁，样式新颖、外型美观。法兰全部采用ISO 5211国际标准，与阀门配套更加方便。环境温度：-20°C到+120°C(-4°F到+248°F)。

This series of products is 90°(±5°adjusted) quarter turn manual gear actuator. Suit to be used in ball valves, butterfly valves, plug valves etc. Housing material is ductile iron (ASTM A536 65-45-12). New design, nice appearance. The output mounting flange adapts to ISO 5211. So the gearboxes installed on the valve are very convenient. Environment temperature: -20°C to +120°C (-4°F to +248°F)



# YJ Quarter Turn Manual Gear Actuator



型号 Model	YJ									
	3	5	8	12	16	20	26	30	40	

### 技术参数 TECHNICAL-PARAMETERS

速比 Ratio	36:1	42:1	48:1	48:1	54:1	48:1	56:1	53:1	55:1
输入力矩 Input torque N.m	26	38	52	79	92.6	135.8	145	177	227
输出力矩 Output-torque Nm	300	500	800	1200	1600	2000	2600	3000	4000
机械效率 MA±10%	11.52	13.4	15.36	14.9	17.28	14.72	17.92	16.96	17.6

### 连接尺寸 CONNECTION-SIZE

法兰号 Flange	F07	F10	F07	F10	F10	F12	F12	F14	F14	F16	F14	F16	F14	F16	F25	F16	F20	F25	F16	F20	F25	
法兰外圆 (D)	90	125	90	125	125	150	150	175	175	210	175	210	175	210	300	210	250	300	210	250	300	
连接孔中心 PCD	D0	70	102	70	102	102	125	125	140	140	165	140	165	140	165	254	165	205	254	165	205	254
	N-H-DP(深)	4-M8 -12	4-M10 -15	4-M8 -12	4-M10 -15	4-M10 -18	4-M12 -18	4-M12 -18	4-M16 -24	4-M16 -24	4-M20 -30	4-M16 -24	4-M20 -30	4-M 16-24	4-M 20-30	8-M 16-24	4-M 20-30	8-M 16-24	8-M 16-24	4-M 20-30	8-M 16-24	8-M 16-24
凹凸可选 (D2)	55	70	55	70	70	85	85	100	100	130	100	130	100	130	200	130	140	200	130	140	200	
常规产品无 凹凸台阶	定位销 /数量	2-Ø8 2-Ø10	2-Ø8 2-Ø10	2-Ø8 2-Ø10	2-Ø10 2-Ø10	2-Ø10 2-Ø10	2-Ø12 2-Ø12	2-Ø12 2-Ø12	2-Ø16 2-Ø12	2-Ø12 2-Ø16	2-Ø12 2-Ø16	2-Ø12 2-Ø16	2-Ø12 2-Ø16	2-Ø16 4-Ø16	2-Ø16 4-Ø16	2-Ø16 4-Ø16	4-Ø16 2-Ø16	4-Ø16 2-Ø16	4-Ø16 2-Ø16	4-Ø16 4-Ø16	4-Ø16 4-Ø16	
凹凸高度 Convex height f	f	3			3			4	4	5	4	5	4	5	5			5			5	
最大轴孔 Max stem Dia Ø(d)	30	35	40	45	50	55	65	70	80													
安装高度 Install-height(H2)	58	61	69	78	83	86	91	104	110													
手轮 Handwheel(M)	200	200	300	450	500	500	600	600														

### 外形尺寸 APPEARANCE-SIZE

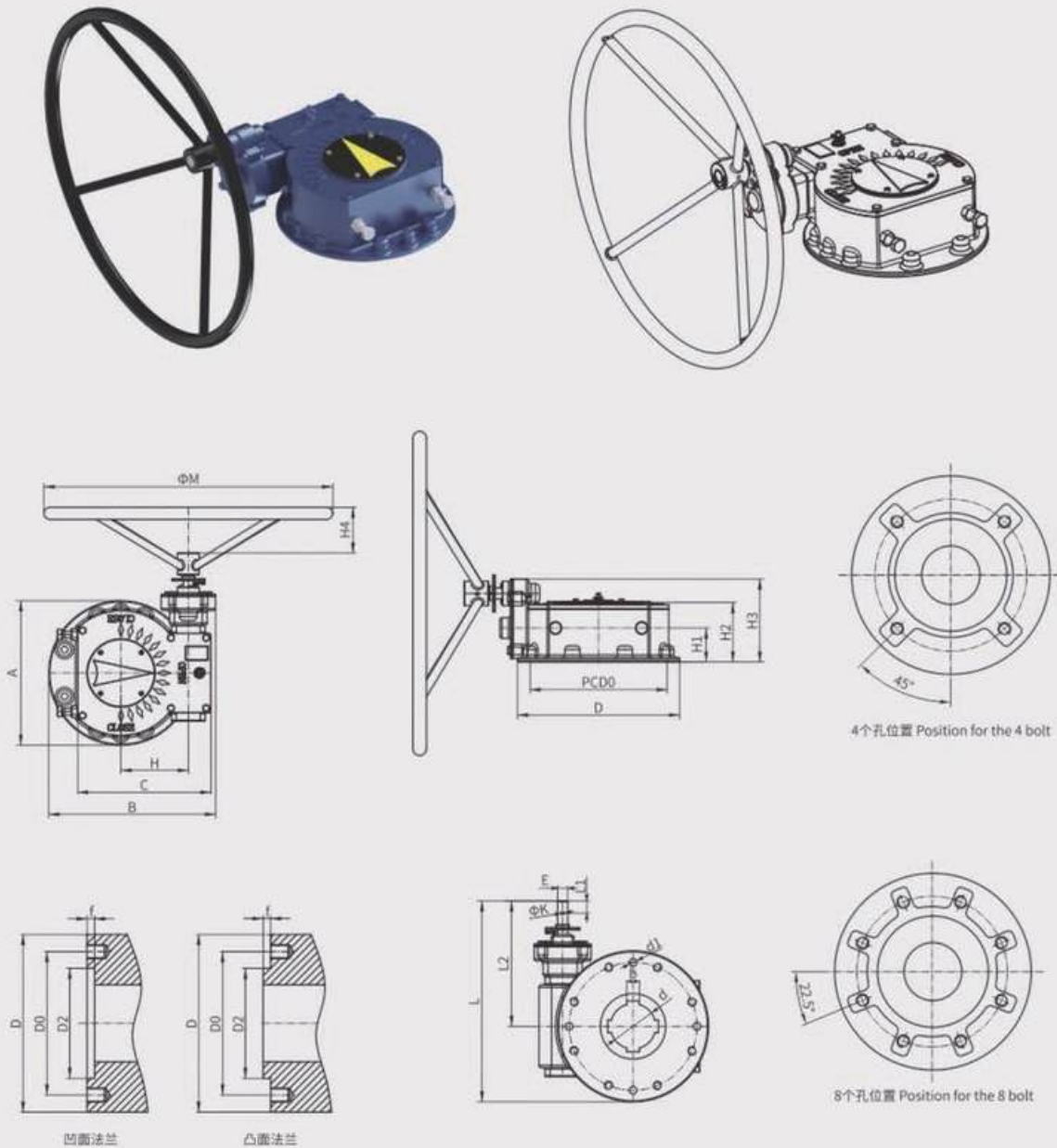
A	125	125	150	175	210	210	210	210	300	220	255	300	210	300	300
B	137.5	143.5	168	193.5	218.5	229.5	229.5	246	291	273	290.5	313	292	337	337
C	113	122	138	162	178.5	193.5	193.5	215	215	238	238	238	277	277	277
L	170.5	178.5	231	235.5	295	303	303	302.5	347.5	310	327.5	350	325	370	370
L1	14	14	14	24	24	24	24	24	24	24	24	24	24	24	24
L2	108	116	156	148	190	198	198	197.5	197.5	200	200	200	220	220	220
H	52	58	64	78	85.5	91	91	106	106	121	121	121	140	140	140
H1	32	36	42.5	47	51	58	58	55	55	63	63	63	63	63	63
H4	59	59	60	45	55	55	55	55	55	55	55	55	55	55	55
E	12	12	15	20	20	20	20	20	20	20	20	20	20	20	20
K	4	4	5	6	6	6	6	6	6	6	6	6	6	6	6

# YJ Quarter Turn Manual Gear Actuator



该系列是一款90°(±5°)可调部分回转手动驱动装置。适用于球阀、蝶阀、旋塞阀等类型阀门。箱体采用球墨铸铁，样式新颖、外型美观。法兰全部采用ISO 5211国际标准，与阀门配套更加方便。环境温度：-20°C到+120°C(-4°F到+248°F)。

This series of products is 90°(±5°adjusted) quarter turn manual gear actuator. Suit to be used in ball valves, butterfly valves, plug valves etc. Housing material is ductile iron (ASTM A536 65-45-12). New design, nice appearance. The output mounting flange adapts to ISO 5211. So the gearboxes installed on the valve are very convenient. Environment temperature: -20°C to +120°C (-4°F to +248°F)



YJ-45-YJ-55

# YJ Quarter Turn Manual Gear Actuator



型号 Model	YJ	
	45	55

### 技术参数 TECHNICAL-PARAMETERS

速比 Ratio	159:1	165:1
输入力矩 Input torque N.m	110	128
输出力矩 Output-torque Nm	4500	5500
机械效率 MA±10%	41.3	42.9

### 连接尺寸 CONNECTION-SIZE

法兰号 Flange	F16	F20	F25	F16	F20	F25	
法兰外圆 (D)	210	250	300	210	250	300	
连接孔中心 PCD	D0	165	205	254	165	205	254
	N-M-DP(深)	4-M20 -30	8-M16 -24	8-M16 -24	4-M20 -30	8-M16 -24	8-M16 -24
凹凸可选 (D2)	130	140	200	130	140	200	
常规产品 无凹凸台阶	定位销/数量	2-φ16	4-φ16	4-φ16	2-φ16	4-φ16	
凹凸高度 Convex height f	f	5	5	5	5	5	
最大轴孔 Max stem Dia φ(d)		70			80		
安装高度 Install-height(H2)		100			110		
手轮 Handwheel(M)		600			600		

### 外形尺寸 APPEARANCE-SIZE

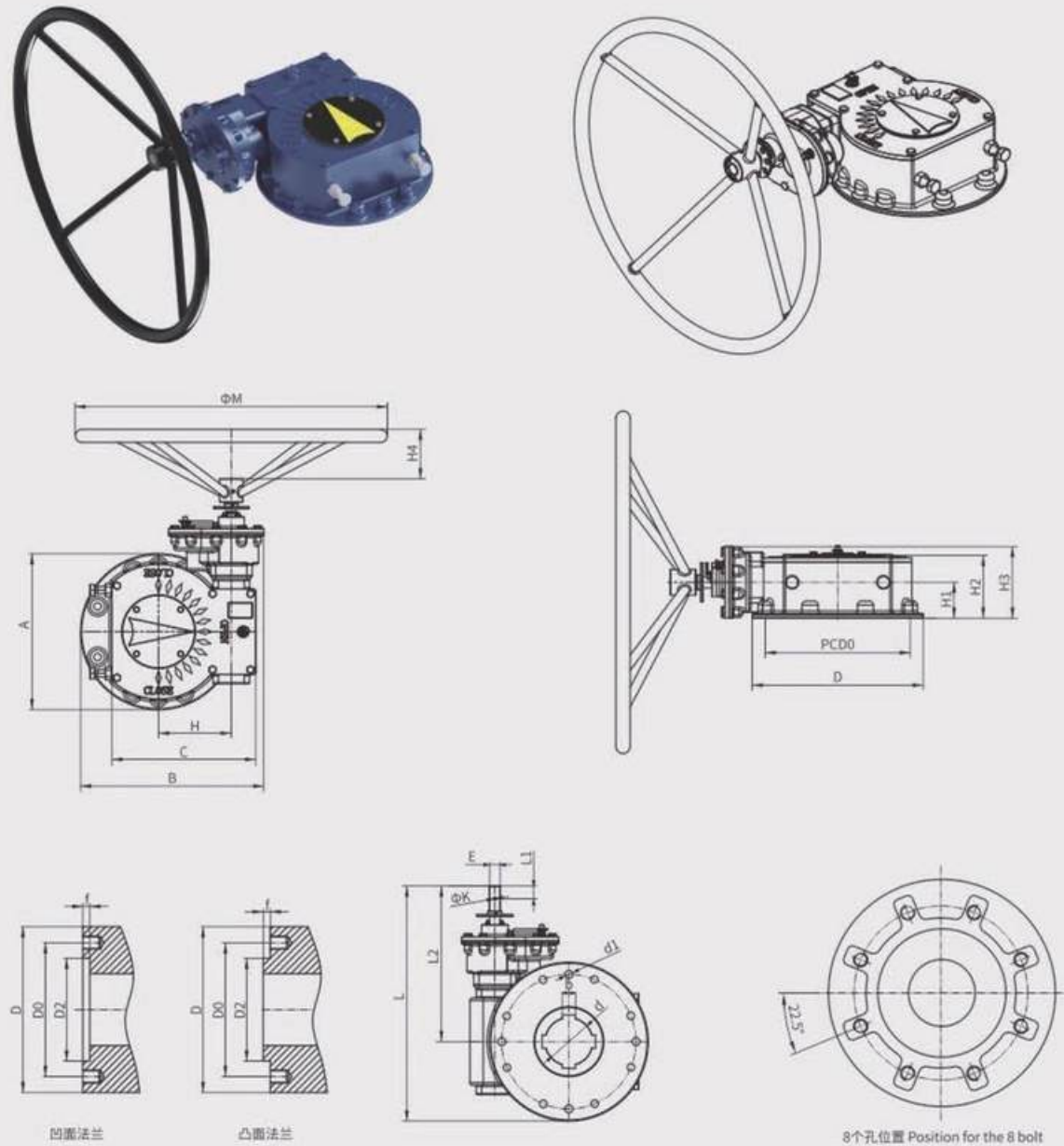
A	220	300	300	260	300	300
B	247	287	287	326.5	346.5	346.5
C	234	234	234	277	277	277
L	339	379	379	380	400	400
L1	24	24	24	24	24	24
L2	229	229	229	249	249	249
H	121	121	121	140	140	140
H1	63	63	63	63	63	63
H3	148.5	148.5	148.5	153.5	153.5	153.5
H4	55	55	55	55	55	55
E	20	20	20	20	20	20
K	6	6	6	6	6	6

# YJ Quarter Turn Manual Gear Actuator



该系列是一款90°(±5°)可调部分回转手动驱动装置。适用于球阀、蝶阀、旋塞阀等类型阀门。箱体采用球墨铸铁，样式新颖、外型美观。法兰全部采用ISO 5211国际标准，与阀门配套更加方便。环境温度：-20°C到+120°C(-4°F到+248°F)。

This series of products is 90°(±5°adjusted) quarter turn manual gear actuator. Suit to be used in ball valves, butterfly valves, plug valves etc. Housing material is ductile iron (ASTM A536 65-45-12). New design, nice appearance. The output mounting flange adapts to ISO 5211. So the gearboxes installed on the valve are very convenient. Environment temperature: -20°C to +120°C (-4°F to +248°F)



YJ-75-YJ-175

# YJ Quarter Turn Manual Gear Actuator



型号 Model	YJ			
	75	100	135	175

### 技术参数 TECHNICAL-PARAMETERS

参数	75	100	135	175
速比 Ratio	379:1	413:1	663:1	735:1
输入力矩 Input torque Nm	80	97	84	100
输出力矩 Output torque Nm	7500	10000	13500	17500
机械效率 M.A. ±10%	94.75	103.3	138.5	176.4

### 连接尺寸 CONNECTION-SIZE

法兰号 Flange	F25	F30	F25	F30	F25	F30	F25	F30
法兰外圆(D)	300	350	300	350	300	350	300	350
连接孔中心 PCD	D0	254	298	254	298	254	298	254
	N-M-DP(深)	8×M16 -45	8×M20 -30	8×M16 -24	8×M20 -30	8×M16 -24	8×M20 -30	8×M16 -24
凹凸可选 (D2)	200	230	200	230	200	230	200	230
常规产品 无凹凸台阶	定位销 /数量	4-φ16	4-φ20	4-φ16	4-φ20	4-φ20	4-φ20	4-φ20
凹凸高度 Convex height f	f	5	5	5	5	5	5	5
最大轴孔 Max stem Dia φ(d)	90	100	105	110				
安装高度 Install-height(H2)	110	134	152	157				
手轮 Handwheel(M)	600	600	600	600				

### 外形尺寸 APPEARANCE-SIZE

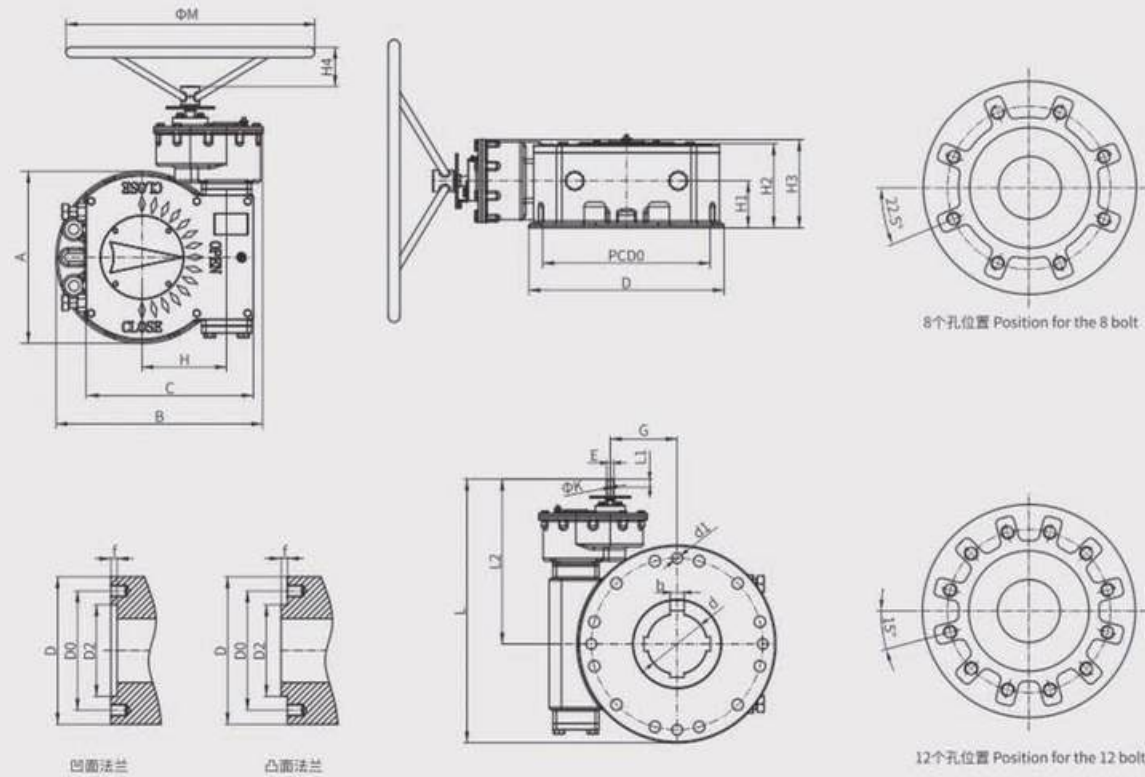
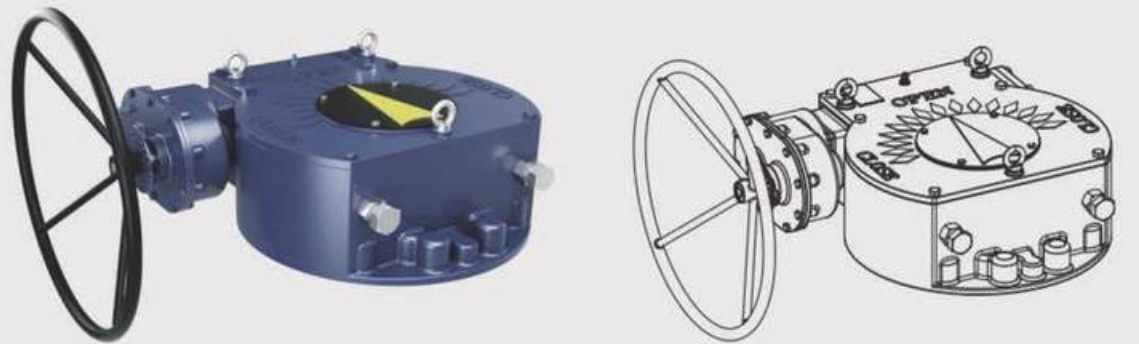
参数	F25	F30	F25	F30	F25	F30	F25	F30
A	300	350	300	350	300	350	300	350
B	352.5	377.5	362.5	387.5	392.5	417.5	406	431
C	277	277	298	317	317	317	350.5	350.5
L	445	470	464	489	481	506	494	519
L1	24	24	24	24	24	24	24	24
L2	295	295	314	331	331	331	344	344
H	140	140	150	160	160	160	173.5	173.5
H1	63	63	80	85	85	85	85	85
H3	125.5	125.5	142.5	167.5	167.5	167.5	167.5	167.5
H4	55	55	55	55	55	55	55	55
E	20	20	20	20	20	20	20	20
K	6	6	6	6	6	6	6	6



# YJ Quarter Turn Manual Gear Actuator

该系列是一款90°(±5°)可调部分回转手动驱动装置。适用于球阀、蝶阀、旋塞阀等类型阀门。箱体采用球墨铸铁, 样式新颖、外型美观。法兰全部采用ISO 5211国际标准, 与阀门配套更加方便。环境温度:-20°C到+120°C(-4°F到+248°F)。

This series of products is 90°(±5°adjusted) quarter turn manual gear actuator. Suit to be used in ball valves, butterfly valves, plug valves etc. Housing material is ductile iron (ASTM A536 65-45-12). New design, nice appearance. The output mounting flange adapts to ISO 5211. So the gearboxes installed on the valve are very convenient. Environment temperature:-20°C to +120°C(-4°F to +248°F)



YJ-240-YJ-650



# YJ Quarter Turn Manual Gear Actuator

型号 Model	YJ					
	240	290	360	420	530	650

### 技术参数 TECHNICAL-PARAMETERS

速比 Ratio	1198:1	1276:1	1926:1	2251:1	2446:1	2957:1
输入力矩 Input torque Nm	90	100	81	81	95	96
输出力矩 Output torque Nm	24000	29000	36000	42000	53000	65000
机械效率 M.A.±10%	265.9	293.5	443	517.7	562.6	680.1

### 连接尺寸 CONNECTION-SIZE

法兰号 Flange	F30	F35	F30	F35	F35	F40	F35	F40	F48	F35	F40	F48	F35	F40	F48
法兰外圆 (D)	350	415	350	415	415	475	415	475	560	415	475	560	415	475	560
连接孔中心 PCD	D0	298	356	298	356	356	406	356	406	483	356	406	483	356	406
	N-M-DP (深)	8×M20 -30	8×M30 -45	8×M20 -30	8×M30 -45	8×M30 -45	8×M36 -54	8×M30 -45	8×M36 -54	12-M36 -54	8×M30 -45	8×M36 -54	12-M36 -54	8×M30 -45	8×M36 -54
凹凸可选 (D2)	230	260	230	260	260	300	260	300	370	260	300	370	260	300	370
常规产品无 凹凸台阶	定位销 /数量	4-Ø20	4-Ø30	4-Ø20	4-Ø30	4-Ø30	4-Ø40	4-Ø30	4-Ø40	4-Ø40	4-Ø30	4-Ø40	4-Ø40	4-Ø30	4-Ø40
凹凸高度 Convex height f	f	5	5	5	5	5	8	5	8	8	5	8	8	5	8
最大轴孔 Max stem Dia Ø(d)	120	130	130	130	150	170	170	180	180	180	180	180	180	180	180
安装高度 Install-height(H2)	179	179	179	179	195	205	205	225	235	235	235	235	235	235	235
手轮 Handwheel(M)	600	600	600	600	600	600	600	600	600	600	600	600	600	600	600

### 外形尺寸 APPEARANCE-SIZE

A	350	415	350	415	415	475	415	475	560	415	475	535	415	475	560
B	449.5	482	466.5	499	551.5	581.5	569.5	599.5	642	587.5	617.5	660	599.5	629.5	672
C	382	382	404	404	465	465	503	503	503	541	541	541	553	553	553
L	586.5	619	586.5	619	644.5	674.5	679.5	709.5	752	684.5	714.5	757	734.5	764.5	807
L1	24	24	24	24	24	24	24	24	24	24	24	24	24	24	24
L2	412	412	412	412	437	437	472	472	472	477	477	477	477	477	477
H	187	187	204	204	239	239	257	257	257	275	275	275	287	287	287
H1	100	100	100	100	110	110	130	130	130	130	130	130	130	130	130
H3	187.5	187.5	187.5	187.5	215	215	235	235	235	235	235	235	235	235	235
H4	55	55	55	55	55	55	140	140	140	140	140	140	140	140	140
E	20	20	20	20	20	20	20	20	20	20	20	20	20	20	20
K	6	6	6	6	6	6	6	6	6	6	6	6	6	6	6
G	87.5	87.5	87.5	87.5	97.5	97.5	97.5	97.5	97.5	97.5	97.5	97.5	97.5	97.5	97.5




# YZ-S

## Quarter Turn Manual Gear Actuator

该系列是一款90°部分回转手动驱动装置。适用于球阀、蝶阀、旋塞阀、旋球阀等阀门。箱体采用精密铸造，样式新颖，外形美观。采用蜗轮蜗杆传动，蜗轮副自锁，使用圆锥滚子轴承，传动更加灵活，效率高。法兰全部采用ISO5211国际标准，与阀门配套更加方便。防护等级为IP65，特殊环境还可做到IP68以及浸没模式。

This series of products is quarter turn manual gear actuator. Suit to be used in ball valves, butterfly valves, plug valves, rotary ball valves etc. The housing made by precise casting, new design, nice appearance. It transmitted by worm gear and worm. The worm gear with self-locking. With tapered roller bearing, so the gearboxes can be operated more flexibly and have higher efficiency. The mounting flange adapts to ISO 5211. So the gearboxes installed on the valve are very convenient. General products protection grade is IP65. For special environment can be done IP68 and immersion.



# YZ-S

## Quarter Turn Manual Gear Actuator

型号 Model	YZ-S																		
	1-S	2-S	2J-S	3-S	3J-S	4-S	4J-S	5-S	5J-S	6-S	6J-S	7-S	7J-S	8-S	8J-S	9-S	9J-S	10-S	11-S

### 技术参数 TECHNICAL-PARAMETERS

速比 Ratio	78:1	78:1	127:1	200:1	375:1	495:1	798:1	868:1	938:1	1100:1	2067:1	2260:1	3030:1	3960:1	5535:1	5900:1	7760:1	8528:1	9660:1	14130:1	19320:1	
最大转矩 Max-torque	N-m	1300	1600	3000	4500	7500	12000	16500	23000	28000	32000	48000	63000	80000	100000	140000	190000	250000	350000	400000	650000	850000
	kgf-M	132	204	306	612	765	1124	1684	2346	2857	3265	4898	6428	8163	10204	14285	19388	25510	35714	40816	66326	86734
输入扭矩 Input torque N.m	69	85	91	90	85	93	86	110	106	104	106	110	110	110	110	140	140	180	180	200	200	

### 连接尺寸 CONNECTION-SIZE

法兰号 Flange	F12	F14	F16	F16	F20	F25	F30	F30	F35	F35	F40	F40	F48	F48	F48	F60	F60	F60	F80	F100	F100	
法兰外圆 (D)	150	175	210	210	250	300	350	350	415	415	475	475	560	560	560	686	686	686	900	1200	1200	
连接孔中心 PCD	D0	125	140	165	165	205	254	298	298	356	356	406	406	483	483	483	603	603	603	813	1042	1042
	N-H-DP	4-M12 -18	4-M16 -20	4-M20 -30	4-M20 -30	8-M16 -24	8-M16 -24	8-M20 -30	8-M20 -30	8-M30 -45	8-M30 -40	8-M36 -54	8-M36 -54	12-M36 -54	12-M36 -54	12-M36 -54	20-M36 -54	20-M36 -54	20-M36 -54	20-M42 -65	32-M42 -65	32-M42 -65
凸面 Convex (D1×h)	85×3	100×4	130×5	130×5	140×5	200×5	230×5	230×5	260×5	260×5	300×8	300×8	370×8	370×8	370×8	470×8	470×8	470×8	670×10	870X10	870X10	
最大阀杆 mm (Φd) Max-Stem-Diameter	42	50	60	60	75	90	110	110	120	120	145	160	170	180	200	210	220	270	300	380	420	
	12×8	14×9	18×11	18×11	22×14	25×14	28×16	28×16	32×18	32×18	40×22	40×22	45×25	45×25	50×28	50×28	50×28	63×32	70×36	80×40	90×45	

### 外形尺寸 APPEARANCE-SIZE

A	150	175	210	225	300	340	350	390	430	470	560	590	620	660	730	770	800	1030	1150	1550	1830
B	204	226	245	300	331	430	418	468	488	595	637	765	705	735	895	910	995	1290	1405	1730	2085
C	110	120	140	125	186	222	243	232	275	298	357	375	395	405	452	525	535	680	710	955	1170
L	85	95	115	122	148	167	185	187	225	232	280	295	315	340	365	395	420	530	475	770	820
L1	161	171	244	249	305	317.5	371.5	370.5	406.5	373.5	459	469	757	777.5	787.5	894	915	1016	1046	1431	1676
L2	251	261	334	339	405	417.5	471.5	470.5	506.5	573.5	659	669	957	977.5	987.5	1094	1115	1216	1246	1631	1876
H	105	114	132	154	155	185	185	190	195	200	243	244	270	292	305	380	400	428	415	555	655
H1	68	78	93	106	105	127	122	120	132	127	145	153	167	193	208	215	250	261	263	355	410
ΦM	300	350	400	400	500	500	500	600	600	650	650	700	750	750	750	800	800	1200	1000	1200	1200

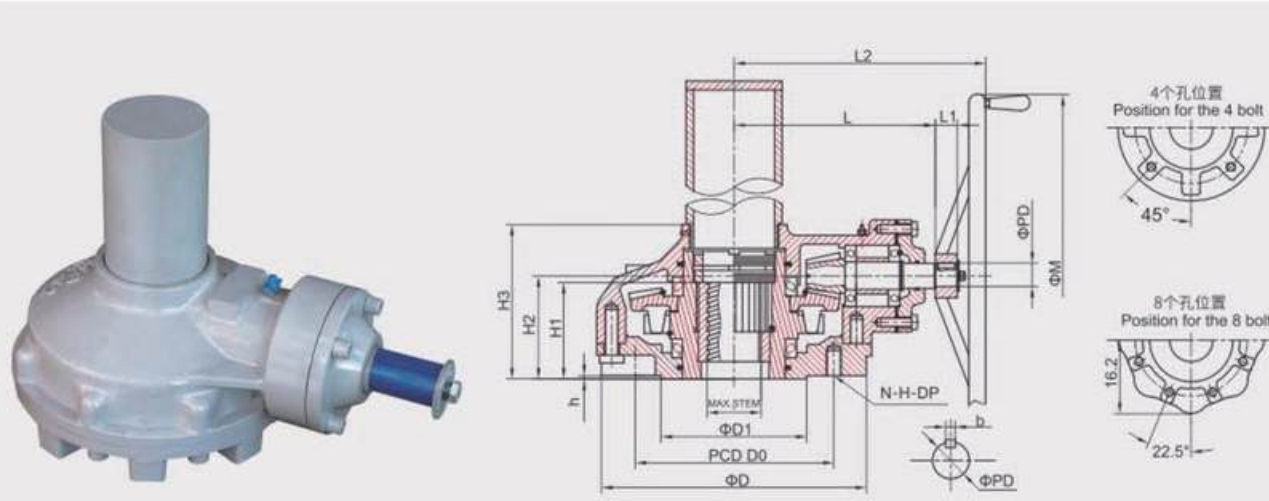
# MY-V

## Multi-turn Manual Gear Actuator



该装置是直接安装在闸阀、蝶阀、旋塞阀和截止阀等阀门上的手动装置，该装置采用弧齿锥齿轮和平面推力轴承，有运转平稳、扭矩大、噪音小、效率高的优点。在所有的结合部，采用了密封垫全密封处理，达到了防水、防油漏的效果，防护等级为IP65。手轮和阀杆罩可根据用户需求定制。结合各类阀门使用要求及环境，还有单级带电连接、双级带电连接、双级手轮驱动等产品。

This bevel gearbox can be installed directly on the gate valves, butterfly valves, plug valves, globe valves and other valves. By using spiral bevel gears and thrust ball bearing, this series actuator can run smoothly, and has high output torque, low noise and high efficiency. It can avoid from water in and grease out. Protection grade is IP65. For special environment can be done IP68 and immersion. Handwheel and stem cover can be customized. For different valves and requirement, there are single stage gearboxes with input flange, two stage gearboxes with input flange, two stage manual gearboxes and so on.



型号 Model	MY-V									
	S10	S20	0	1	2	3	35	4	5	6

### 技术参数 TECHNICAL-PARAMETERS

速比 Ratio	2.3:1	2.35:1	3.1:1	3.6:1	4:1	4.1:1	5:1	6:1	6.3:1	7.1:1	
最大转矩 Max-torque	N·m	216	363	589	932	1491	2296	3404	4000	4500	7250
	kgf·M	22	37	60	95	152	234	347	408	459	740
最大阀杆直径 Max-stem dia. mm		20	25	35	40	52	60	70	90	100	120
参考重量 Weight Kg		10	12	21.5	28	35	50	95.5	160	190	288

### 连接尺寸 CONNECTION-SIZE

法兰号 Flange	F10	F12	F14	F16	(F20)	F25	F30	F35	F35	F40
法兰外圆(D)	125	150	175	210	250	300	350	415	415	475
连接孔中心 PCD	D0	102	125	140	165	205	254	298	356	406
	N-H-DP	4-M10-15	4-M12-18	4-M16-24	4-M20-30	8-M16-24	8-M16-24	8-M20-30	8-M30-45	8-M30-45
凸面 Convex (D1×h)	70×3	85×3	100×4	130×4	140×5	200×5	230×5	260×5	260×5	300×8

### 外形尺寸 APPEARANCE-SIZE

H1	38	46	55	62	75	85	105	145	145	165
H2	65	70	70	75	90	100	140	160	155	210
H3	110	125	128	145	160	170	225	280	280	335
L	120	135	160	180	200	225	280	353	355	365
L2	215	230	260	320	340	365	420	445	515	565
手轮 Handwheel	PD	28	28	28	28	32	32	32	38	50
	(b)key	8×7	8×7	8×7	8×7	10×8	10×8	10×8	10×8	2-16×10
	L1	40	40	40	40	50	50	50	50	55
	M	300	300	300	400	460	460	520	600	600

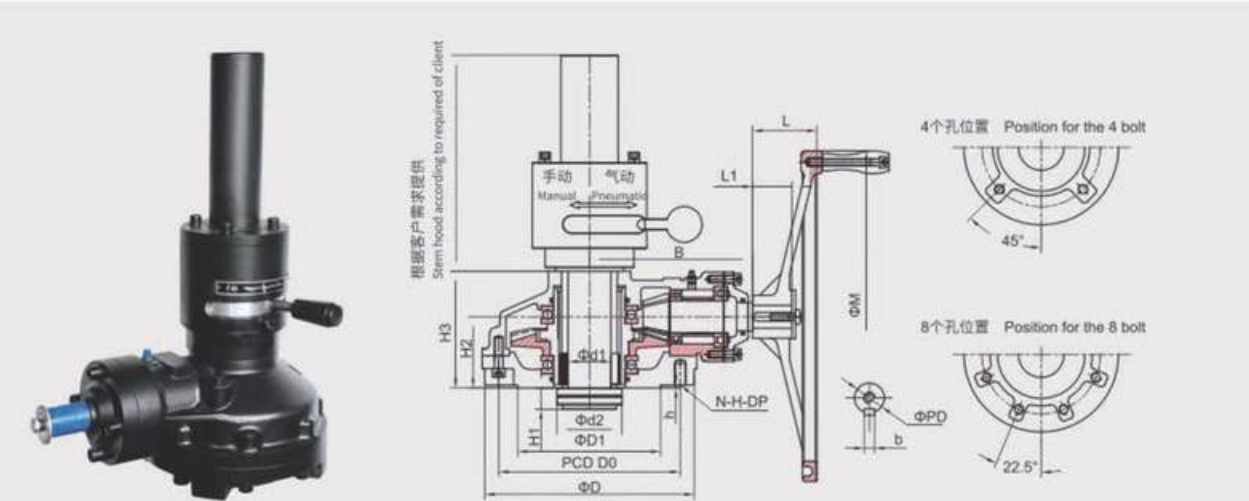
# BA-Q

## Multi-turn Manual Gear Actuator



该装置是直接安装在气缸上的手动装置，该装置采用弧齿锥齿轮和平面推力轴承，有运转平稳、扭矩大、噪音小、效率高的优点。在所有的结合部，采用了密封垫全密封处理，达到了防水、防油漏的效果，防护等级为IP65。该装置在没有气源的情况下可手动切换手柄，转换成手动直接操作，产品还可根据推力大小安装二级减速器。

The manual gear actuator can be installed directly on the pneumatic. By using Spiral bevel gears and thrust ball bearing, the gear actuator can run smoothly, and has high output torque, low noise and high efficiency. It can avoid from waterproof & oil leakage as sealing glands are used at all the through part. Protection grade can be IP65. When have no air source, can manual switch to handle direct operation. Also can install second stage gearbox according to the thrust.



型号 Model	BA						BAA
	000-Q	00-Q	0-Q	1-Q	2-Q	3-Q	3-Q

### 技术参数 TECHNICAL-PARAMETERS

速比 Ratio	2.35:1	3:01	3.6:1	4.5:1	5.2:1	6.3:1	23:01
最大转矩 Max-torque Nm	360	480	735	1470	2940	4000	6000
最大推力 Max-thrust N	43000	64000	98000	196000	340000	490000	630000
最大阀杆直径d1 Max-stem dia. Mm	25	30	40	52	70	90	110
闸阀 Gate-valve DN	50	80-100	150-200	250-400	450-700	800-1000	1200
截止阀 Globe-valve DN	50	80	100-150	200-250	300-350	400-500	550-650
法兰外圆(D)	F12	F14	F16	F25	F30	F35	F35

### 连接尺寸 CONNECTION-SIZE

连接孔中心 PCD	D0	125	140	165	254	298	356	356
	N-H-DP	4-M12-18	4-M16-24	4-M20-30	8-M16-24	8-M20-30	8-M30-45	8-M30-45
凸面 Convex (D1×h)		85×3	100×4	130×5	200×5	230×5	260×5	260×5

### 外形尺寸 APPEARANCE-SIZE

B	150	150	170	233	306	370	395
H1	25	25	25	35	35	45	45
H2	80	80	85	97	142	160	178
H3	125	125	155	175	210	280	290
L	40	75	92	107	107	118	118
手轮 Handwheel	PD	28	28	28	32	32	38
	(b)key	8×7	8×7	8×7	10×8	10×8	10×8
	L1	40	40	40	50	55	55
	M	300	300	400	460	520	600

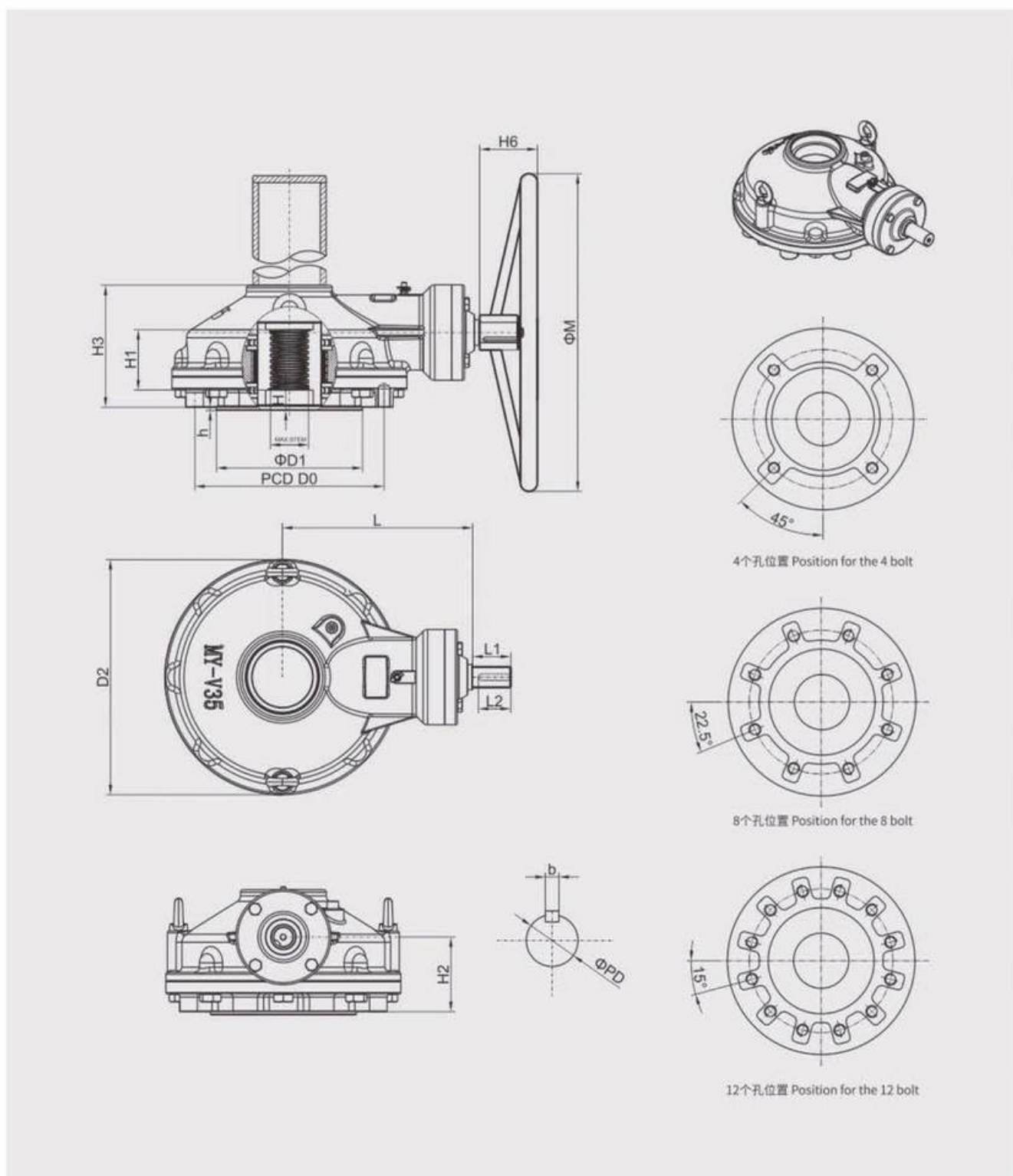


# MY-V-Q

## Multi-turn Manual Gear Actuator

该装置是直接安装在闸阀、轨道球阀和截止阀等多回转阀门上的手动装置，该装置采用弧齿锥齿轮和平面推力轴承组合，内置阀杆螺母采用下装结构，直接与锥齿轮盘连接，上下承受推力和轴向力。有运转平稳、扭矩大、噪音小、效率高的优点。常规产品防护等级为IP65，特殊情况下可做IP67、IP68或者浸没水下使用。手轮和阀杆罩可根据用户需求定制。

The device is a manual device directly installed on multi turn valves such as gate valve, track ball valve and stop valve. The device adopts the combination of spiral bevel gear and plane thrust bearing. The built-in valve stem nut adopts the lower structure, which is directly connected with the bevel gear disc, and bears thrust and axial force up and down. It has the advantages of stable operation, large torque, low noise and high efficiency. The protection grade of conventional products is IP65. Under special circumstances, it can be used as IP67 or submerged underwater. Handwheel and valve stem cover can be customized according to user requirements.



# MY-V-Q

## Multi-turn Manual Gear Actuator

型号 Model	MY-V-Q						
	0-0	1-0	2-0	3-0	35-0	4-0	5-0

### 技术参数 TECHNICAL-PARAMETERS

速比 Ratio		3.1:1	3.6:1	4.1:1	4.1:1	5:1	6:1	6.3:1
最大转矩 Max-torque	Nm	589	932	1491	2296	3404	4000	4500
最大推力 Max-thrust	KN	123	140	186	215	385	430	560
最大阀杆直径 Max-stem dia. mm		40	52	60	65	75	95	105

### 连接尺寸 CONNECTION-SIZE

法兰号 Flange		F14	F16	F16	F20	F25	F30	F35	F35
法兰外圆 (D)		175	210	210	250	300	350	415	415
连接孔中心 PCD	D0	140	165	165	205	254	288	356	356
	N-H-DP	4-M16-24	4-M20-30	4-M20-30	8-M16-24	8-M16-24	8-M20-30	8-M30-45	8-M30-45
凸面 Convex (D1×h)		100×4	130×5	130×5	140×5	200×5	230×5	260×5	260×5

### 外形尺寸 APPEARANCE-SIZE

D2		175	210	250	300	370	415	475
H		10	10	10	10	16	20	20
H1		60	65	70	75	95	115	130
H2		73	86.5	90	88.5	117.5	160	173
H3		114	135	160	152	192	249	265
L		163	181	200	229	299.5	351	356
手轮 handwheel	PD	25	25	32	32	32	32	32
	(b)key	8	8	10	10	10	10	10
	L1	45	45	60	60	60	60	60
	L2	41	41	51	51	51	51	51
	H6	46	46	61	61	61	61	61
	M	400	450	600	600	650	700	700

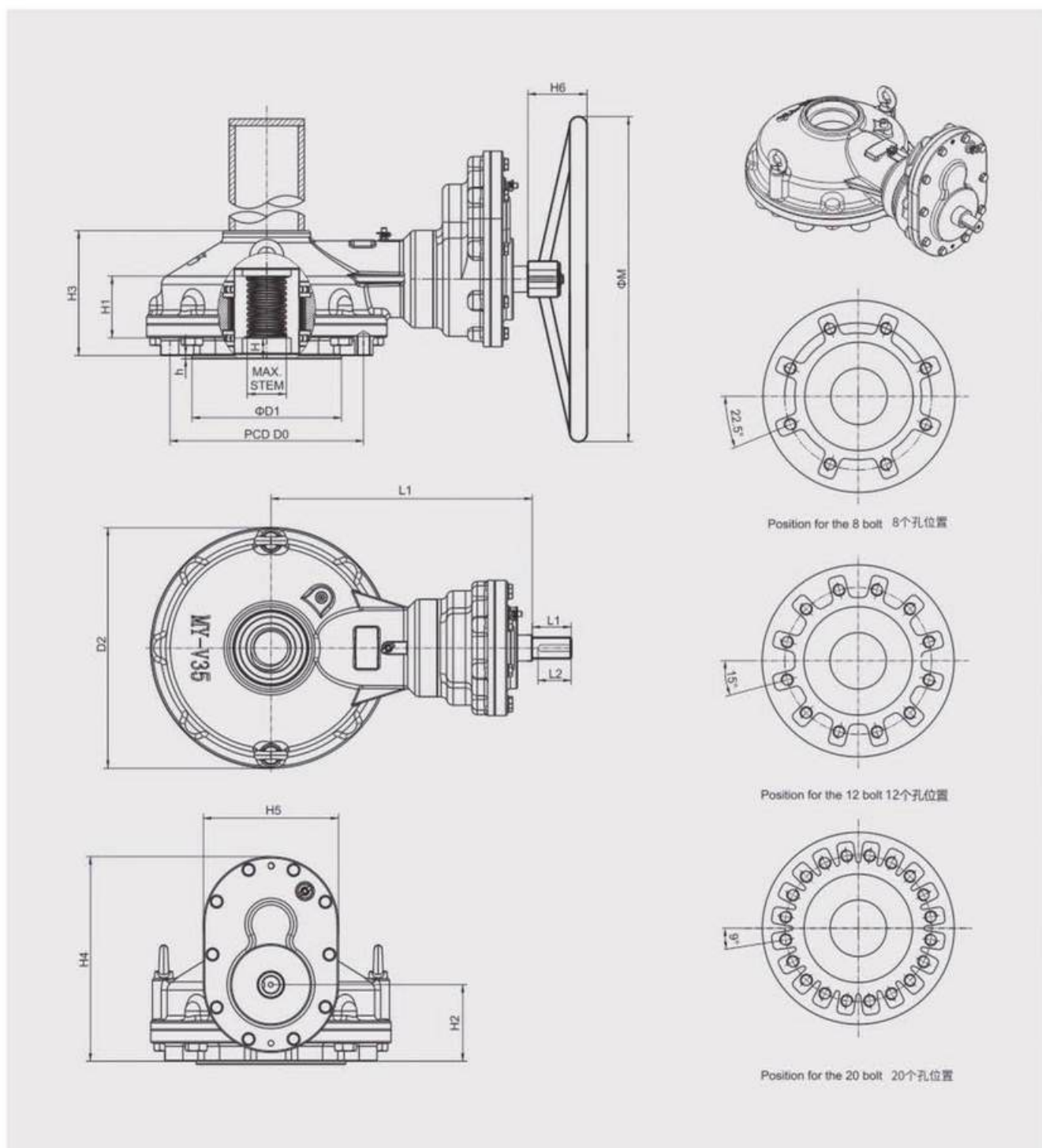


# MY-1S-Q

## Multi-turn Manual Gear Actuator

该装置是直接安装在闸阀、轨道球阀和截止阀等多回转阀门上的手动装置，该装置采用弧齿锥齿轮和平面推力轴承组合，内置阀杆螺母采用下装结构，直接与锥齿轮盘连接，上下承受推力和轴向力，二级传动采用直齿减速器组合，速比可根据用户需求调整。有运转平稳、扭矩大、噪音小、效率高的优点。常规产品防护等级为IP65，特殊情况下可做IP67、IP68或者浸没水下使用。手轮和阀杆罩可根据用户需求定制。

The device is a manual device directly installed on multi turn valves such as gate valve, track ball valve and stop valve. The device adopts the combination of spiral bevel gear and plane thrust bearing. The built-in valve stem nut adopts the lower structure, which is directly connected with the bevel gear disc, and bears thrust and axial force up and down. The secondary transmission adopts the combination of straight tooth reducer, and the speed ratio can be adjusted according to the needs of users. It has the advantages of stable operation, large torque, low noise and high efficiency. The protection grade of conventional products is IP65. Under special circumstances, it can be used as IP67, IP68 or submerged underwater. Handwheel and valve stem cover can be customized according to user requirements.



# MY-1S-Q

## Multi-turn Manual Gear Actuator

型号 Model	MY-1S-Q										
	0-1S-Q	1-1S-Q	2-1S-Q	3-1S-Q	35-1S-Q	4-1S-Q	5-1S-Q	6-1S-Q	7-1S-Q	8-1S-Q	9-1S-Q

### 技术参数 TECHNICAL PARAMETERS

速比 Ratio		9.72:1	11.6:1	12.96:1	18.1:1	23:1	38:1	42:1	112:1	175:1	189:1	580:1	820:1
最大转矩 Max-torque	Nm	589	932	2350	3500	4500	6800	8200	14500	23000	38000	65000	100000
	KN	123	140	186	215	385	430	560	2100	3500	4600	6800	8650
最大阀杆直径 Max-stem dia. Mm		40	52	60	65	75	95	105	130	145	160	180	200

### 连接尺寸 CONNECTION-SIZE

法兰号 Flange		F14	F16	F16	F25	F30	F35	F35	F40	F48	F60	F60	F80
法兰外圆 (D)		175	210	210	300	350	415	415	475	560	686	686	900
连接孔中心 PCD	D0	140	165	165	254	298	356	356	406	483	603	603	813
	N-H-DP	4-M16-24	4-M20-30	4-M20-30	8-M16-24	8-M20-35	8-M30-45	8-M30-45	8-M36-54	12-M36-54	20-M36-54	20-M36-54	20-M42-65
凸面 Convex (D1×h)		100×4	130×5	130×5	200×5	230×5	260×5	260×5	300×8	370×8	470×8	470×8	670×10

### 外形尺寸 APPEARANCE-SIZE

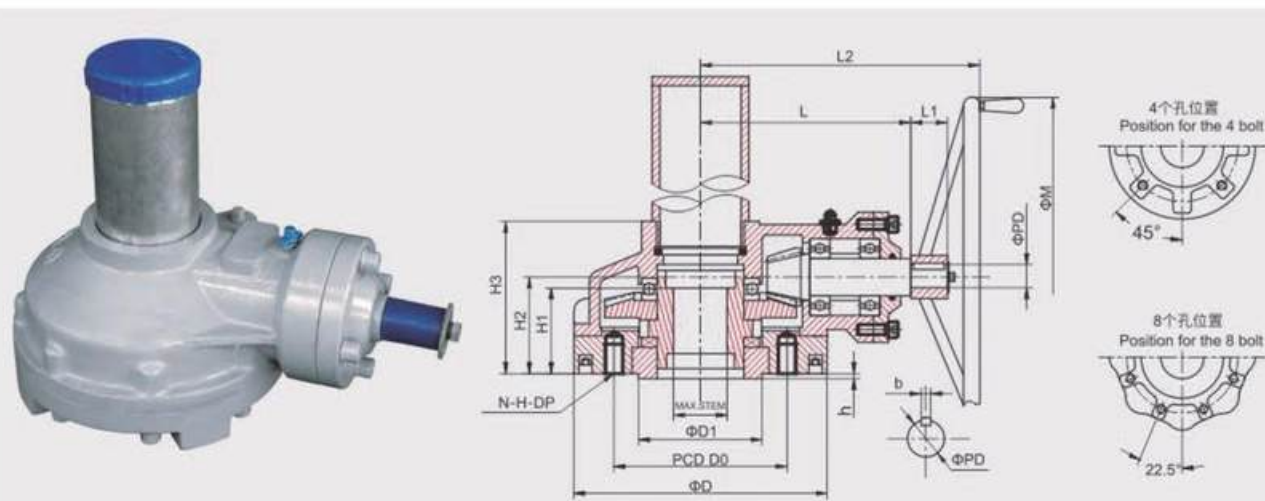
		175	210	250	300	370	415	475	545	560	686	800	934
D2		175	210	250	300	370	415	475	545	560	686	800	934
H		10	10	10	10	16	20	20	20	20	20	10	10
H1		60	65	70	75	95	115	130	170	190	210	220	260
H2		73	86.5	90	88.5	117.5	160	173	205	225	228	233	325.5
H3		114	135	160	152	192	249	265	330	329	343	398	535.5
H4		223	236.5	269	267.5	314.5	388	401	433	535	538	797	965.5
H5		160	160	190	190	208	240	240	240	320	320	440	560
L		267	285	305	333	402	490	495	515	578.5	618.5	1027	1104
手轮 Handwheel	PD	25	25	25	25	25	32	38	38	45	45	25	25
	(b)key	8	8	8	8	8	10	10	10	14	14	8	8
	L1	45	45	45	45	45	60	50	50	50	50	45	45
	L2	41	41	41	41	41	51	50	50	50	50	41	41
	H6	46	46	46	46	46	61	61	61	61	61	46	46
	M	400	400	500	500	600	650	650	700	800	900	1000	1000



# CK Multi-turn Manual Gear Actuator

该装置是直接安装在闸阀、蝶阀、旋塞阀和截止阀等阀门上的手动装置，该装置采用弧齿锥齿轮和平面推力轴承，有运转平稳、扭矩大、噪音小、效率高的优点。在所有的结合部，采用了密封垫全密封处理，达到了防水、防油漏的效果，防护等级为IP65。手轮和阀杆罩可根据用户需求定制。结合各类阀门使用要求及环境，还有单级带电连接、双级带电连接、双级手轮驱动等产品。

This bevel gearbox can be installed directly on the gate valves, butterfly valves, plug valves, globe valves and other valves. By using spiral bevel gears and thrust ball bearing, this series actuator can run smoothly, and has high output torque, low noise and high efficiency. It can avoid from water in and grease out. Protection grade is IP65. For special environment can be done IP68 and immersion. Handwheel and stem cover can be customized. For different valves and requirement, there are single stage gearboxes with input flange, two stage gearboxes with input flange, two stage manual gearboxes and so on.



型号 Model	RK				2CK			
	03	05	1	2	3	5	8	10

### 技术参数 TECHNICAL-PARAMETERS

速比 Ratio	2.6:1	3:1	3.6:1	4.2:1	4.2:1	5:1	6.3:1	7.1:1
最大推力 Max-thrust	N-m	90000	135000	180000	250000	280000	370000	650000
	kgf-M	9184	13776	18367	25510	28571	37755	66327
最大转矩 Max-torque	N-m	350	550	900	1500	2000	2800	4500
	kgf-M	36	56	92	153	204	286	459
最大阀杆直径 Max-stem dia. mm	42	52	60	70	80	95	110	130
参考重量 Weight Kg	18	25	28	33	48	92.5	190	280

### 连接尺寸 CONNECTION-SIZE

法兰号 Flange	F12	F14	F16	(F20)	F25	F30	F35	F40
法兰外圆(D)	150	175	210	250	300	350	415	475
连接孔中心 PCD	D0	125	140	165	205	254	298	356
	N-H-DP	4-M12-18	4-M16-24	4-M20-30	8-M16-24	8-M16-24	8-M20-30	8-M30-45
凸面 Convex (D1×h)	85×3	100×4	130×4	140×5	200×5	230×5	260×5	300×8

### 外形尺寸 APPEARANCE-SIZE

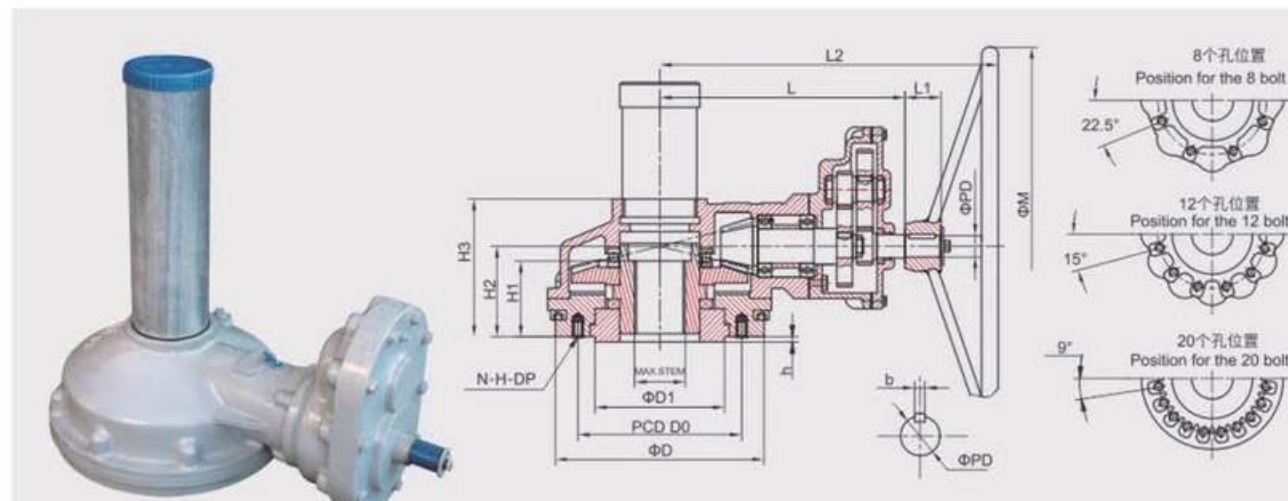
H1	45	69	76	89	97	120	150	176
H2	65	69	78	91	94.5	112	140	214
H3	101	114	125	144	158	188	235	338.5
L	152	170	180	202	226	280	355	385
L2	275	350	370	342	366	440	515	675
手轮 Handwheel	PD	28	28	28	32	32	38	50
	(b)key	8×7	8×7	8×7	10×8	10×8	10×8	14×9
	L1	46	46	46	61	61	61	61
	M	300	400	500	550	600	700	800



# CK-1S Multi-turn Manual Gear Actuator

该装置是直接安装在闸阀、蝶阀、旋塞阀和截止阀等阀门上的手动装置，该装置采用弧齿锥齿轮和平面推力轴承，有运转平稳、扭矩大、噪音小、效率高的优点。在所有的结合部，采用了密封垫全密封处理，达到了防水、防油漏的效果，防护等级为IP65。手轮和阀杆罩可根据用户需求定制。结合各类阀门使用要求及环境，还有单级带电连接、双级带电连接、双级手轮驱动等产品。

This bevel gearbox can be installed directly on the gate valves, butterfly valves, plug valves, globe valves and other valves. By using spiral bevel gears and thrust ball bearing, this series actuator can run smoothly, and has high output torque, low noise and high efficiency. It can avoid from water in and grease out. Protection grade is IP65. For special environment can be done IP68 and immersion. Handwheel and stem cover can be customized. For different valves and requirement, there are single stage gearboxes with input flange, two stage gearboxes with input flange, two stage manual gearboxes and so on.



型号 Model	2CK						
	2-1S	3-1S	5-1S	8-1S	10-1S	15-1S	18-1S

### 技术参数 TECHNICAL-PARAMETERS

速比 Ratio	13.5:1	17.6:1	22:1	42.5:1	48:1	94.4:1	115.5:1
最大推力 Max-thrust	N-m	290000	400000	500000	800000	1100000	1250000
	kgf-M	29592	408163	510204	81633	112244	127551
最大转矩 Max-torque	N-m	2350	3200	5600	8500	13500	18500
	kgf-M	240	327	398	714	1020	1582
最大阀杆直径 Max-stem dia. mm	70	80	95	110	130	150	160
参考重量 Weight Kg	52	70	115	258	316	470	645

### 连接尺寸 CONNECTION-SIZE

法兰号 Flange	(F20)	F25	F30	F35	F40	F48	F60
法兰外圆(D)	250	300	350	415	475	560	686
连接孔中心 PCD	D0	205	254	298	356	483	603
	N-H-DP	8-M16-24	8-M16-24	8-M20-35	8-M30-45	8-M36-54	12-M36-54
凸面 Convex (D1×h)	140×5	200×5	230×5	260×5	300×8	370×8	470×8

### 外形尺寸 APPEARANCE-SIZE

H1	89	97	120	152	176	188	230
H2	91	94.5	112	140	214	227	231
H3	144	158	188	235	338.5	331	346
L	305	330	390	480	500	550	610
L2	400	470	530	640	660	750	810
手轮 Handwheel	PD	28	28	32	38	38	45
	(b)key	8×7	8×7	8×7	10×8	10×8	12×8
	L1	46	46	61	61	61	61
	M	500	550	600	700	750	800

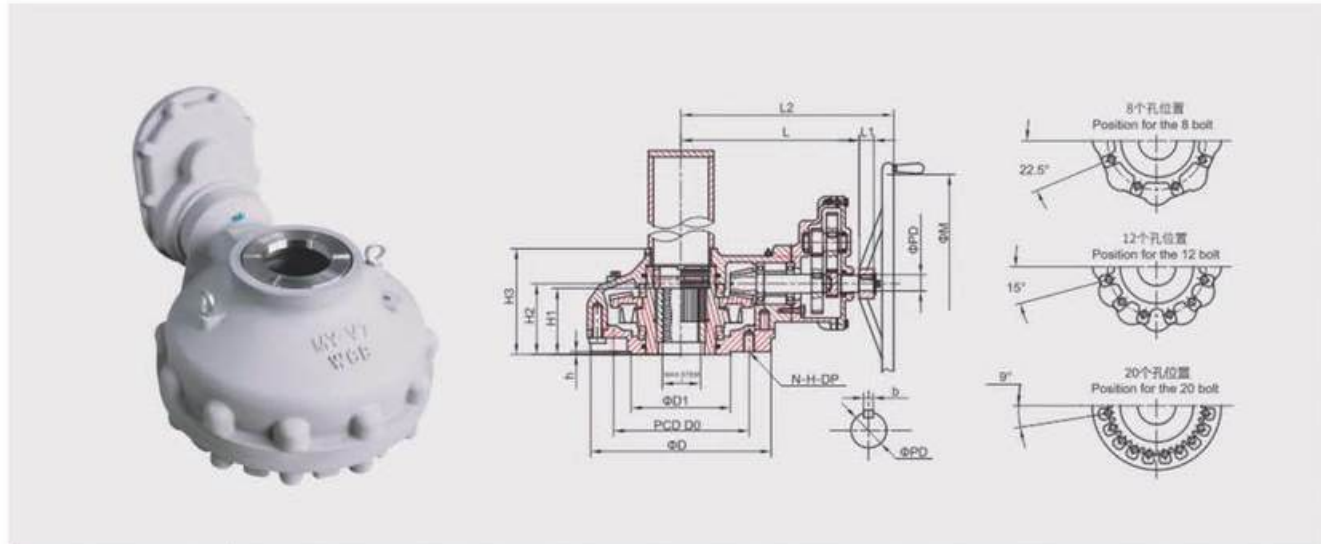


# MY-V-1S

## Multi-turn Manual Gear Actuator

该装置是直接安装在闸阀、蝶阀、旋塞阀和截止阀等阀门上的手动装置，该装置采用弧齿锥齿轮和平面推力轴承，有运转平稳、扭矩大、噪音小、效率高的优点。在所有的结合部，采用了密封垫全密封处理，达到了防水、防油漏的效果，防护等级为IP65。手轮和阀杆罩可根据用户需求定制。结合各类阀门使用要求及环境，还有单级带电连接、双级带电连接、双级手轮驱动等产品。

This bevel gearbox can be installed directly on the gate valves, butterfly valves, plug valves, globe valves and other valves. By using spiral bevel gears and thrust ball bearing, this series actuator can run smoothly, and has high output torque, low noise and high efficiency. It can avoid from water in and grease out. Protection grade is IP65. For special environment can be done IP68 and immersion. Handwheel and stem cover can be customized. For different valves and requirement, there are single stage gearboxes with input flange, two stage gearboxes with input flange, two stage manual gearboxes and so on.



型号 Model	MY-V-1S									
	2-1S	3-1S	3S-1S	V4-1S	5-1S	6-1S	7-1S	8-1S	9-1S	10-1S

### 技术参数 TECHNICAL-PARAMETERS

速比 Ratio	12.2:1	18.1:1	23:1	42:1	42:1	46:1	94.4:1	115.5:1	126:1	200:1
最大转矩 Max-torque	N-m	2500	3500	4000	6800	8200	14500	18600	26100	65000
	kgf-M	255	357	510	693	836	1479	1897	2662	10204
最大阀杆直径 Max-stem dia. mm	52	60	70	90	100	120	130	150	180	200
参考重量 Weight Kg	52	70	119	180	265	328	470	645	1300	1700

### 连接尺寸 CONNECTION-SIZE

法兰号 Flange	(F20)	F25	F30	F35	F35	F40	F48	F60	F60	F80
法兰外圆(D)	250	300	350	415	415	475	560	686	686	900
连接孔中心 PCD	D0	205	254	298	356	356	406	483	603	813
	N-H-DP	8-M16-24	8-M16-24	8-M20-35	8-M30-45	8-M30-45	8-M36-54	12-M36-54	20-M36-54	20-M42-65
凸面 Convex (D1xh)	140x5	200x5	230x5	260x5	260x5	300x8	370x8	470x8	470x8	670x10

### 外形尺寸 APPEARANCE-SIZE

H1	75	85	105	120	145	165	195	200	200	200
H2	90	100	140	160	155	210	220	250	330	330
H3	160	170	225	280	280	335	331	346	409	540.5
L	305	330	390	480	480	500	550	610	817	954
L2	445	470	550	595	655	675	750	810	1020	1190
手轮 Handwheel	PD	28	28	28	38	38	38	45	45	50
	(b)key	8x7	8x7	8x7	10x8	10x8	10x8	12x8	12x8	14x9
	L1	46	46	46	61	61	61	61	61	61
	M	400	500	600	650	650	700	800	900	1000

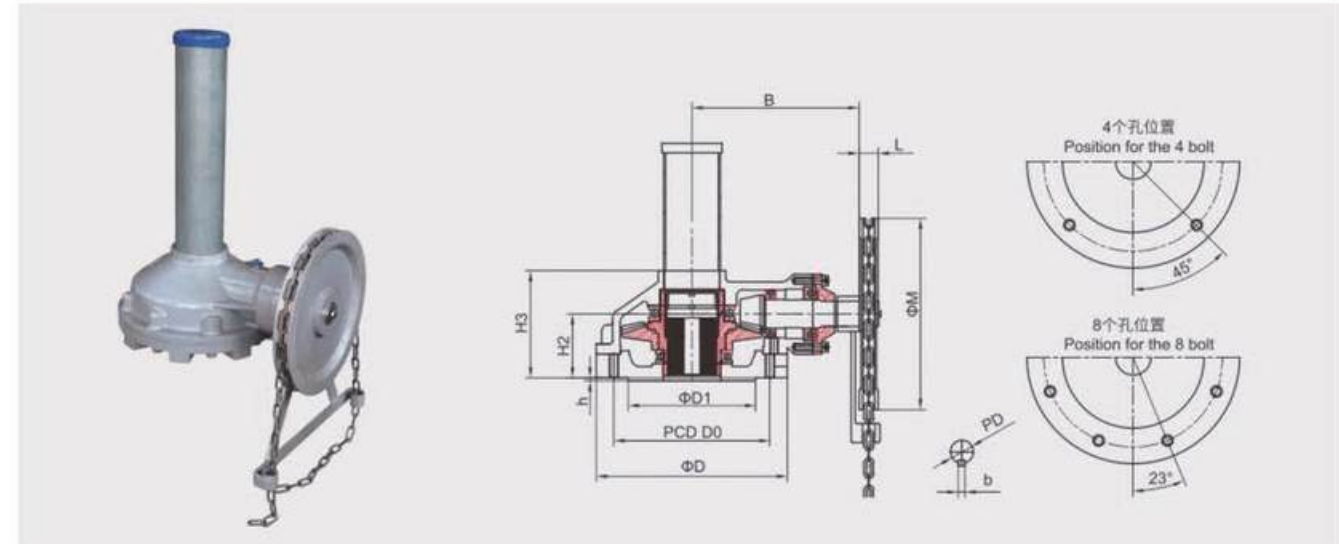


# BA-L

## Multi-turn Manual Gear Actuator

该装置是直接安装在闸阀、蝶阀、旋塞阀和截止阀等阀门上的手动装置，该装置采用弧齿锥齿轮和平面推力轴承，有运转平稳、扭矩大、噪音小、效率高的优点。在所有的结合部，采用了密封垫全密封处理，达到了防水、防油漏的效果，防护等级为IP65。手轮和阀杆罩可根据用户需求定制。

This bevel gearbox can be installed directly on the gate valves, butterfly valves, plug valves, globe valves and other valves. By using spiral bevel gears and thrust ball bearing, this series actuator can run smoothly, and has high output torque, low noise and high efficiency. It can avoid from water in and grease out. Protection grade is IP65. For special environment can be done IP68 and immersion. Handwheel and stem cover can be customized.



型号 Model	BA							BAA
	000-L	00-L	0-L	1-L	2-L	3-L	3-L	

### 技术参数 TECHNICAL-PARAMETERS

速比 Ratio	2.35:1	3:1	3.6:1	4.5:1	5.2:1	6.3:1	23:1
最大转矩 Max-torque Nm	360	480	735	1470	2940	4000	6000
最大推力 Max-thrust N	43000	64000	98000	196000	340000	490000	630000
最大阀杆直径 Max-stem dia. mm 铜螺母 Copper-nut	25	30	40	52	70	90	110
闸阀 Gate-valve DN	50	80-100	150-200	250-400	450-700	800-1000	1200
截止阀 Globe-valve DN	50	80	100-150	200-250	300-350	400-500	550-650
参考重量 Weight Kg	15	22	28	54	110	198	320

### 连接尺寸 CONNECTION-SIZE

法兰号 Flange	F12	F14	F16	F25	F30	F35	F35
法兰外圆(D)	150	175	210	300	350	415	415
连接孔中心 PCD	D0	125	140	165	254	298	356
	N-H-DP	4-M12-18	4-M16-24	4-M20-30	8-M16-24	8-M20-30	8-M30-45
凸面 Convex (D1xh)	85x3	100x4	130x5	200x5	230x5	260x5	260x5

### 外形尺寸 APPEARANCE-SIZE

B	150	150	170	233	306	370	395
H2	80	80	85	97	142	160	178
H3	125	125	155	175	210	280	290
链轮 Sprocket	PD	28	28	28	32	32	38
	(b)key	8x7	8x7	8x7	10x8	10x8	10x8
	L1	30	30	30	30	30	40
	M	200	200	200	300	400	400

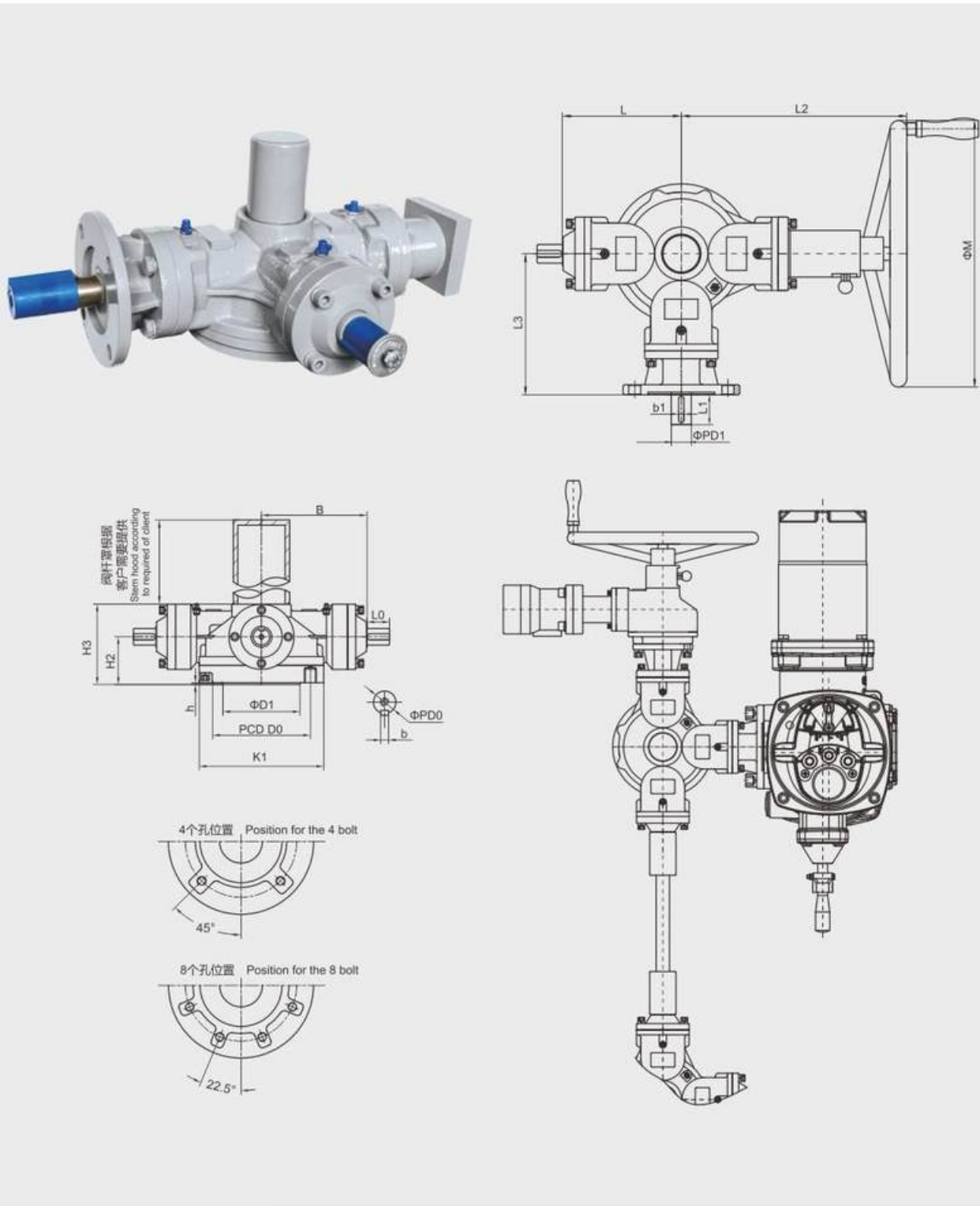


# RK-DZ

## Multi-turn Manual Gear Actuator

该装置是直接安装在闸阀、蝶阀、旋塞阀和截止阀等阀门上的手动装置，该装置采用弧齿锥齿轮和平面推力轴承，有运转平稳、扭矩大、噪音小、效率高的优点。在所有的结合部，采用了密封垫全密封处理，达到了防水、防油漏的效果，防护等级为IP65。手轮和阀杆罩可根据用户需求定制。结合各类阀门使用要求及环境，还有单级带电连接、双级带电连接、双级手轮驱动等产品。

This bevel gearbox can be installed directly on the gate valves, butterfly valves, plug valves, globe valves and other valves. By using spiral bevel gears and thrust ball bearing, this series actuator can run smoothly, and has high output torque, low noise and high efficiency. It can avoid from water in and grease out. Protection grade is IP65. For special environment can be done IP68 and immersion. Handwheel and stem cover can be customized. For different valves and requirement, there are single stage gearboxes with input flange, two stage gearboxes with input flange, two stage manual gearboxes and so on.



# RK-DZ

## Multi-turn Manual Gear Actuator

型号 Model	RK-DZ				2CK-DZ			
	03-DZ	05-DZ	1-DZ	2-DZ	3-DZ	5-DZ	8-DZ	10-DZ

### 技术参数 TECHNICAL-PARAMETERS

速比 Ratio	2.6:1	3:1	3.6:1	4.2:1	4.2:1	5:1	6.3:1	7.1:1
最大推力 Max-thrust	N-m	90000	135000	180000	250000	280000	370000	880000
	Kgf-m	9184	13776	18367	25510	28571	37755	89796
最大转矩 Max-torque	N-m	350	550	900	1500	2000	2800	6800
	Kgf-m	36	56	92	153	204	286	694
最大阀杆直径 Max-stem dia. Mm		42	52	60	70	80	95	130
参考重量 Weight Kg		18	25	28	33	48	92.5	280

### 连接尺寸 CONNECTION-SIZE

法兰号 Flange	F12	F14	F16	(F20)	F25	F30	F35	F40
法兰外圆 (D)	150	175	210	250	300	350	415	475
连接孔中心 PCD	D0	125	140	165	205	254	298	406
	N-H-DP	4-M12-18	4-M16-24	4-M20-30	8-M16-24	8-M16-24	8-M20-30	8-M30-45
凸面 Convex (D1×h)	85×3	100×4	130×4	140×5	200×5	230×5	260×5	300×8

### 外形尺寸 APPEARANCE-SIZE

H1	45	69	76	89	97	120	150	176
H2	84	96	113	113	127	163	225	290
H3	110	123	138	140	152	188	250	320
L	152	170	180	202	226	280	355	365
L2	275	350	370	342	366	440	515	675
手轮 Handwheel	PD0	20	28	28	32	32	38	50
	(b)key	6×6	8×7	8×7	10×8	10×8	10×8	2-16×10
	L0	26	40	50	38	38	44	44
	M	300	400	500	550	600	700	800
与电装连接 Input Shaft	PD1X(b1)key	20×6	30×8	30×8	30×8	40×12	45×14	50×14
	L1	45	50	50	50	60	65	70
与电装连接法兰号 JB2920-81 Input flange size	1号法兰 Flange No.1							
	2号法兰 Flange No.2							
	3号法兰 Flange No.3							
	4号法兰 Flange No.4							
	4号法兰 Flange No.4							
	5号法兰 Flange No.5							
	7号法兰 Flange No.7							
	8号法兰 Flange No.8							

### 外形尺寸 APPEARANCE-SIZE

H1	46	55	62	75	85	105	145	165
H2	70	70	75	90	100	140	155	210
H3	125	128	145	160	170	225	280	335
L3	175	200	220	248	265	320	395	405

### 伞齿轮与电装组合参数 BEVEL GEAR COMBINATION OF PARAMETERS AND ELECTRICAL EQUIPMEN

电装参数 Electrical Parameters	输入力矩 Input Torque Nm	200	250	300	450	600	900	1800	2000
	转速 Speed r/min	36	36	36	24/48	24/36/48	24/36/48	24/36	24/36
	接盘 Connection flange F	F10	F14	F14	F14	F16	F16	F25	F30
伞齿轮参数 Parameters of bevel gear	输出力矩 Output Torque Nm	375	600	864	1440	2040	3700	9000	11200

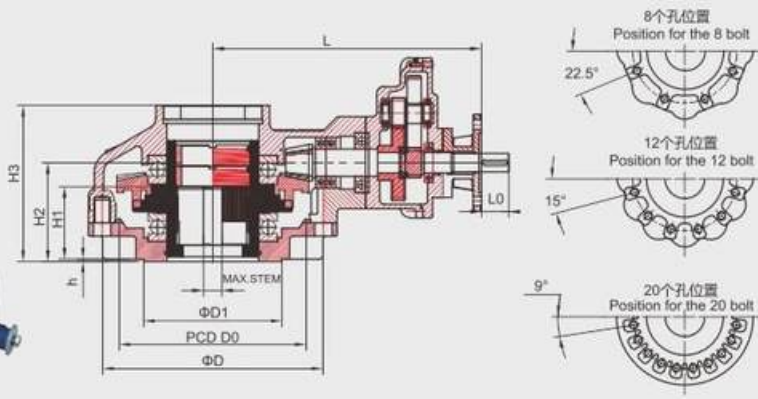


# MY-V-SD

## Multi-turn Electric Gear Actuator

该装置是直接安装在闸阀、蝶阀、旋塞阀和截止阀等阀门上的电动装置，该装置采用弧齿锥齿轮和平面推力轴承，有运转平稳、扭矩大、噪音小、效率高的优点。在所有的结合部，采用了密封垫全密封处理，达到了防水、防油漏的效果，防护等级为IP65。结合各类阀门使用要求及环境，还有单级带电连接、双级带电连接、双级手轮驱动等产品。

This bevel gearbox can be installed directly on the gate valves, butterfly valves, plug valves, globe valves and other valves. By using spiral bevel gears and thrust ball bearing, this series actuator can run smoothly, and has high output torque, low noise and high efficiency. It can avoid from water in and grease out. Protection grade is IP65. For special environment can be done IP68 and immersion. For different valves and requirement, there are single stage gearboxes with input flange, two stage gearboxes with input flange, two stage manual gearboxes and so on.



型号 Model	MY-V-SD											
	V0-SD	V1-SD	V2-SD	V3-SD	V35-SD	V4-SD	V5-SD	V6-SD	V7-SD	MY-V8-SD	V9-SD	V10-SD

### 技术参数 TECHNICAL-PARAMETERS

最大阀杆直径 Max-stem dia.Mm	35	40	52	60	70	90	110	120	130	150	180	200
参考重量 Weight(Kg)	35	41	52	70	115	195	256	316	470	645	1350	1700

### 连接尺寸 CONNECTION-SIZE

法兰号 FLANGE	F14	F16	(F20)	F25	F30	F35	F35	F40	F48	F60	F60	F80	
法兰外圆 (D)	175	210	250	300	350	415	415	475	560	686	686	900	
连接孔中心 PCD	D0	140	165	205	254	298	356	356	406	483	603	603	813
N-H-DP	4-M16-24	4-M20-30	8-M16-24	8-M16-24	8-M20-35	8-M30-45	8-M30-45	8-M36-54	12-M36-54	20-M36-54	20-M36-54	20-M42-65	
凸面 Convex (D1×h)	100×4	130×4	140×5	200×5	230×5	260×5	260×5	300×8	370×8	470×8	470×8	670×10	

### 外形尺寸 APPEARANCE-SIZE

H1	55	62	89	97	120	120	152	176	188	230	200	200
H2	69	78	91	99.5	112	164	215	290	227	231	330	330
H3	114	125	144	163	225	269	235	338.5	331	346	409	540.5
L	160	180	305	330	390	400	480	500	550	610	817	964



# MY-V-SD

## Multi-turn Electric Gear Actuator

型号 Model	可选减速比 Optional ratio	输出力矩 Output torque N.m	输入力矩 Input torque N.m	与阀门连接法兰 Output Flange		与执行器连接法兰 Input Flange		
				ISO5211	ISO5211/ JB2920-81	ISO5210	输入轴 Input shaft	JB2920-81

MY-V0-SD	5:1	450Nm	102Nm	F14	F12/Z30	F10	Φ20×6×40	Z10
	6:1		90Nm	F14	F12/Z30	F10	Φ20×6×40	Z10
	8:1		80Nm	F14	F12/Z30	F10	Φ20×6×40	Z10
	9.7:1		68Nm	F14	F12/Z30	F10	Φ20×6×40	Z10
MY-V1-SD	5:1	600Nm	150Nm	F16	F4/Z45	F10	Φ20×6×40	Z15
	8:1		108Nm	F16	F4/Z45	F10	Φ20×6×40	Z10
	10:1		80Nm	F16	F4/Z45	F10	Φ20×6×40	Z10
	11.6:1		68Nm	F16	F4/Z45	F10	Φ20×6×40	Z10
MY-V2-SD	6:1	900Nm	200Nm	F20	F14/Z60	F14	Φ30×8×50	Z20
	8:1		150Nm	F20	F14/Z60	F14	Φ30×8×50	Z15
	10:1		125Nm	F20	F14/Z60	F10	Φ20×6×40	Z15
	13.2:1		100Nm	F20	F14/Z60	F10	Φ20×6×40	Z10
MY-V3-SD	6:1	1600Nm	350Nm	F25	F16/Z120	F14	Φ30×8×50	Z45
	8:1		244Nm	F25	F16/Z120	F14	Φ30×8×50	Z30
	10:1		230Nm	F25	F16/Z120	F14	Φ30×8×50	Z30
	17.6:1		125Nm	F25	F16/Z120	F10	Φ20×6×40	Z15
MY-V35-SD	8:1	4000Nm	600Nm	F30	F25/Z250	F16	Φ40×12×60	Z60
	10:1		542Nm	F30	F25/Z250	F16	Φ40×12×60	Z60
	15:1		366Nm	F30	F25/Z250	F14	Φ30×8×50	Z45
	18:1		300Nm	F30	F25/Z250	F14	Φ30×8×50	Z30
	20:1		270Nm	F30	F25/Z250	F14	Φ30×8×50	Z30
	23:1		250Nm	F30	F25/Z250	F14	Φ30×8×50	Z30
	30:1		200Nm	F30	F25/Z250	F14	Φ30×8×50	Z30
MY-V4-SD	10:1	6000Nm	800Nm	F30	F25/Z350	F25	Φ50×14×80	Z90
	15:1		542Nm	F30	F25/Z350	F16	Φ40×12×60	Z60
	20:1		400Nm	F35	F25/Z350	F16	Φ40×12×60	Z45
	25:1		366Nm	F35	F25/Z350	F16	Φ40×12×60	Z45
	30:1		270Nm	F35	F25/Z350	F16	Φ40×12×60	Z30
	35:1		244Nm	F35	F25/Z350	F14	Φ30×8×50	Z30
	40.5:1		230Nm	F35	F25/Z350	F14	Φ30×8×50	Z30
MY-V5-SD	10:1	8000Nm	1000Nm	F35	F30/Z800	F25	Φ50×14×80	Z120
	15:1		750Nm	F35	F30/Z800	F25	Φ50×14×80	Z90
	20:1		542Nm	F35	F30/Z800	F16	Φ40×12×60	Z60
	25:1		474Nm	F35	F30/Z800	F16	Φ40×12×60	Z60
	30:1		400Nm	F35	F30/Z800	F16	Φ40×12×60	Z45
	35:1		366Nm	F35	F30/Z800	F16	Φ40×12×60	Z45
	42.5:1		250Nm	F35	F30/Z800	F14	Φ30×8×50	Z30



# MY-V-SD Multi-turn Electric Gear Actuator

型号 Model	可选减速比 Optional ratio	输出力矩 Output torque N.m	输入力矩 Input torque N.m	与阀门连接法兰 Output Flange		与执行器连接法兰 Input Flange		
				ISO5211	ISO5211/ JB2920-81	ISO5210	输入轴 Input shaft	JB2920-81

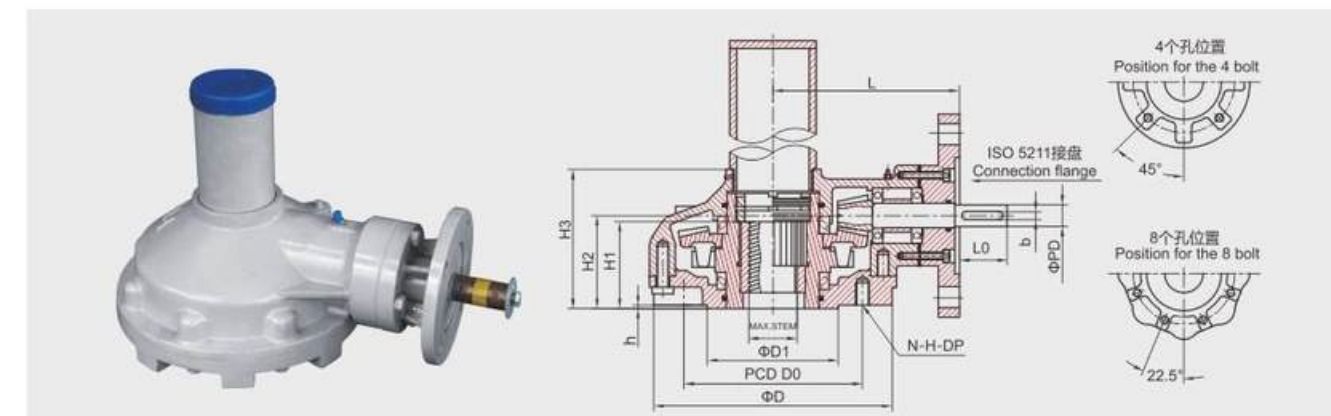
MY-V6-SD	10:1	10000Nm	1355Nm	F40	F35/Z100	F25	Φ50×14×80	Z120
	15:1		845Nm	F40	F35/Z100	F25	Φ50×14×80	Z90
	20:1		645Nm	F40	F35/Z100	F25	Φ50×14×80	Z60
	25:1		542Nm	F40	F35/Z100	F16	Φ40×12×60	Z60
	30:1		474Nm	F40	F35/Z100	F16	Φ40×12×60	Z60
	35:1		400Nm	F40	F35/Z100	F16	Φ40×12×60	Z45
MY-V7-SD	46:1	18500Nm	310Nm	F40	F35/Z100	F14	Φ30×8×50	Z30
	15:1		1700Nm	F48	F40	F30	Φ60×18×90	Z180
	20:1		1355Nm	F48	F40	F25	Φ50×14×80	Z120
	25:1		1020Nm	F48	F40	F25	Φ50×14×80	Z120
	30:1		845Nm	F48	F40	F25	Φ50×14×80	Z90
	40:1		680Nm	F48	F40	F16	Φ40×12×60	Z90
	50:1		542Nm	F48	F40	F16	Φ40×12×60	Z60
	60:1		474Nm	F48	F40	F16	Φ40×12×60	Z45
	70:1		400Nm	F48	F40	F16	Φ40×12×60	Z45
	80:1		366Nm	F48	F40	F16	Φ40×12×60	Z45
MY-V8-SD	94:1	26000Nm	300Nm	F48	F40	F14	Φ30×8×50	Z30
	15:1		2500Nm	F60	F40/F48	F30	Φ60×18×90	Z250
	20:1		1700Nm	F60	F40/F48	F30	Φ60×18×90	Z180
	25:1		1355Nm	F60	F40/F48	F25	Φ50×14×80	Z120
	30:1		1290Nm	F60	F40/F48	F25	Φ50×14×80	Z120
	40:1		1020Nm	F60	F40/F48	F25	Φ50×14×80	Z120
	50:1		800Nm	F60	F40/F48	F25	Φ50×14×80	Z90
	60:1		645Nm	F60	F40/F48	F16	Φ40×12×60	Z60
	70:1		542Nm	F60	F40/F48	F16	Φ40×12×60	Z60
	80:1		500Nm	F60	F40/F48	F25	Φ50×14×80	Z60
MY-V9-SD	112:1	65000Nm	400Nm	F60	F40/F48	F16	Φ40×12×60	Z45
	20:1		4300Nm	F60	F48	F35	Φ60×18×90	Z500
	30:1		3000Nm	F60	F48	F30	Φ60×18×90	Z350
	40:1		2300Nm	F60	F48	F30	Φ60×18×90	Z250
	50:1		1700Nm	F60	F48	F30	Φ60×18×90	Z180
	60:1		1700Nm	F60	F48	F30	Φ60×18×90	Z180
	75:1		1355Nm	F60	F48	F25	Φ50×14×80	Z120
	95:1		1020Nm	F60	F48	F25	Φ50×14×80	Z120
	105:1		1020Nm	F60	F48	F25	Φ50×14×80	Z120
	130:1		800Nm	F60	F48	F25	Φ50×14×80	Z90
MY-V10-SD	185:1	100000Nm	600Nm	F60	F48	F16	Φ40×12×60	Z60
	20:1		6500Nm	F80	F60	F40	Φ70×20×100	Z650
	30:1		5000Nm	F80	F60	F35	Φ60×18×90	Z500
	45:1		3500Nm	F80	F60	F35	Φ60×18×90	Z350
	60:1		2500Nm	F80	F60	F30	Φ60×18×90	Z250
	100:1		1700Nm	F80	F60	F30	Φ60×18×90	Z180
	120:1		1355Nm	F80	F60	F25	Φ50×14×80	Z120
	145:1		1200Nm	F80	F60	F25	Φ50×14×80	Z120
	165:1		1000Nm	F80	F60	F25	Φ50×14×80	Z120
	210:1		800Nm	F80	F60	F25	Φ50×14×80	Z90
335:1	500Nm	F80	F60	F16	Φ40×12×60	Z60		



# MY-V-D Multi-turn Electric Gear Actuator

该装置是直接安装在闸阀、蝶阀、旋塞阀和截止阀等阀门上的电动装置，该装置采用弧齿锥齿轮和平面推力轴承，有运转平稳、扭矩大、噪音小、效率高的优点。在所有的结合部，采用了密封垫全密封处理，达到了防水、防油漏的效果，防护等级为IP65。结合各类阀门使用要求及环境，还有单级带电连接、双级带电连接、双级手轮驱动等产品。

This bevel gearbox can be installed directly on the gate valves, butterfly valves, plug valves, globe valves and other valves. By using spiral bevel gears and thrust ball bearing, this series actuator can run smoothly, and has high output torque, low noise and high efficiency. It can avoid from water in and grease out. Protection grade is IP65. For special environment can be done IP68 and immersion. For different valves and requirement, there are single stage gearboxes with input flange, two stage gearboxes with input flange, two stage manual gearboxes and so on.



型号 Model	MY												
	VS10-D	VS20-D	V0-D	V1-D	V2-D	V3-D	V35-D	V4-D	V5-D	V6-D	V7-D	V8-D	V9-D

### 技术参数 TECHNICAL-PARAMETERS

可选速比 Ratio	2.3:1	2.35:1	3.1:1	3.6:1	4:1	4.1:1	4:1	5:1	5:1	5:1	5:1	6.5:1	7:1	5:1	5.5:1
传动效率 Transmission efficiency M.A. ±10%	0.85	0.85	0.85	0.85	0.85	0.85	0.85	0.85	0.85	0.85	0.85	0.85	0.85	0.85	0.85
最大转矩 Max-torque N.m	216	363	480	600	900	1600	4000	6000	8000	10000	18500	28000	65000	100000	
最大阀杆直径 Max stem dia. mm	20	25	35	40	52	60	70	90	100	120	130	150	180	200	
参考重量 Weight Kg	10	12	21.5	28	35	50	95.5	160	190	288	390	565	980	1300	

### 连接尺寸 CONNECTION-SIZE

与阀门连接法兰号 JB2920-81 Flange No. connection with valve	1号法兰 Flange No.1	1号法兰 Flange No.1	2号法兰 Flange No.2	3号法兰 Flange No.3	4号法兰 Flange No.4	5号法兰 Flange No.5	7号法兰 Flange No.7	8号法兰 Flange No.8	8号法兰 Flange No.8	9号法兰 Flange No.9	10号法兰 Flange No.10				
法兰号 (D)	F10	F12	F14	F16	(F20)	F25	F30	F35	F35	F40	F48	F60	F60	F80	
法兰外圆 (D)	125	150	175	210	250	300	350	415	415	475	560	686	686	900	
连接孔中心 PCD	D0	102	125	140	165	205	254	298	356	356	406	483	603	813	
N-H-DP	4-M10-15	4-M12-18	4-M16-24	4-M20-30	8-M16-24	8-M16-24	8-M20-30	8-M30-45	8-M30-45	8-M36-54	12-M36-54	20-M36-54	20-M36-54	20-M42-63	
凸面 Convex (D1×h)	70×3	85×3	100×4	130×4	140×5	200×5	230×5	260×5	260×5	300×8	370×8	470×8	470×8	670×10	
与电装连接 Input Shaft	PD×b(key)	20×6	20×6	30×8	30×8	30×8	40×12	40×12	45×14	45×14	50×14	50×14	60×18	70×20	
L0	45	45	50	50	50	60	65	65	65	70	80	80	100	100	
与电装连接法兰号 JB2920-81 Input flange size	1号法兰 Flange No.1	1号法兰 Flange No.1	2号法兰 Flange No.2	3号法兰 Flange No.3	4号法兰 Flange No.4	4号法兰 Flange No.4	5号法兰 Flange No.5	7号法兰 Flange No.7	7号法兰 Flange No.7	8号法兰 Flange No.8	8号法兰 Flange No.8	9号法兰 Flange No.9	10号法兰 Flange No.10	10号法兰 Flange No.10	

### 外形尺寸 APPEARANCE-SIZE

H1	38	46	55	62	75	85	105	120	145	165	195	200	285	355
H2	65	70	70	75	90	100	140	160	155	210	220	250	245	330
H3	110	125	128	145	160	170	225	280	280	335	360	380	410	540
L	160	175	200	220	248	265	320	325	395	405	430	480	680	720

### 伞齿轮与电装组合参数 BEVEL GEAR COMBINATION OF PARAMETERS AND ELECTRICAL EQUIPMENT

输入力矩 Torque Nm	108	142	176	203	298	474	950	1020	1490	1700	3500	5000	10000	12000
转速 Speed r/min	36	36	36	36	24/48	24/36/48	24/36/48	24/36/48	24/36	24/36	24	24	24	24
电装参数 Electrical Parameters	接盘 JB2920-81	Z10	Z15	Z20	Z20	Z30	Z45	Z90	Z120	Z180	Z180	Z350	Z500	Z1000
接盘 Connection flange	F10	F10	F10/F14	F10/F14	F14/F16	F14/F16	F16/F25	F16/F25	F25/F30	F25/F30	F25/F30	F30/F35	F35/F40	F35/F40
伞齿轮参数 Parameters of bevel gear	输出力矩 Output Torque Nm	185	375	480	600	900	1600	3700	6000	8000	10000	18200	28000	42500